

OFFICERS

PRESIDENT

Ed Newman

VICE PRESIDENT

Michele Bassi

SECRETARY

Julie Thiebaut

CHIEF FINANCIAL OFFICER

Karen Cogswell

PAST PRESIDENT

Rachel Wedeen

COMMUNITY REPRESENTATIVES

Rob Allen

Pegi Ard

Claire Biancalana

Freny Cooper

Kathryn Cowan

Sesario Escoto

Jan Furman

Omar Gonzalez-Benitez

Diane Koenig

Vance Landis-Carey

Rick Li Fo Sjoe

Erica Ow

Cory Ray

Spenser Russell

Ron Sekkel

Karen Semingson

Trevor Strudley

COLLEGE TRUSTEE REPRESENTATIVES

Dan Rothwell

Donna Ziel

COLLEGE STAFF REPRESENTATIVES

Matthew E. Wetstein

President

Travaris Harris

VP Instruction

Blanca Baltazar-Sabbah

VP Student Services

Kristin Wilson

Faculty Representative

EXECUTIVE DIRECTOR

Eileen Hill

MEMORANDUM

DATE: February 4, 2025

TO: Rob Allen, Pegi Ard, Blanca Baltazar-Sabbah, Michele Bassi, Claire Biancalana, Karen Cogswell, Freny Cooper, Kathryn Cowan, Sesario Escoto, Jan Furman, Omar Gonzalez-Benitez, Travaris Harris, Diane Koenig, Vance Landis, Rick Li Fo Sjoe, Erica Ow, Cory Ray, Dan Rothwell, Spenser Russell, Ron Sekkel, Karen Semingson, Trevor Strudley, Julie Thiebaut, Matt Wetstein, Rachel Wedeen, Kristin Wilson, Donna Ziel

FROM: CCF President, Ed Newman

GUESTS: Claudia Close, Co-Chair, Philosophy Department
Ethics Bowl Team

SUBJECT: Cabrillo College Foundation Board of Directors Meeting
Tuesday, February 11, 2025
11:00 am – 12:00 pm Watsonville Center Tour (optional)
12:00 pm – 2:00 pm Board Meeting, Watsonville Center, Rm C108

| Item | Responsibility | Page |
|---|----------------|------|
| A. Regular Open Session | | |
| 1. Welcome and Call to Order | E. Newman | |
| 2. Approval of Agenda <i>We reserve the right to change the order in which agenda items are discussed and/or acted upon at this meeting. Subject to further action, the agenda for this meeting is to be approved as presented. Items may be added to this agenda for discussion or action only as permitted by the Brown Act.</i> | E. Newman | |
| B. Public Comment | | |
| 1. Public Comment Opportunity | E. Newman | |

| Item | Responsibility | Page |
|--|-----------------------|-----------------------------|
| C. Special Presentation | | |
| 1. Ethics Bowl Team Philosophy Instructor Claudia Close and Students | M. Wetstein | 5 – 6 |
| 2. New Vice President of Student Services & Board Member Dr. Blanca Baltazar-Sabbah | E. Hill | 7 |
| D. Action Items | | |
| 1. November 12, 2024 meeting minutes | E. Newman | 8 – 12 |
| 2. December 31, 2024 Financial Statements | K. Cogswell | |
| 2.1 December 31, 2024 Condensed Narrative | | 13 |
| 2.2 Balance Sheet | | 14 – 16 |
| 2.3 Income Statement by Fund | | 17– 18 |
| 2.4 Income Statement Budget-to-Actual | | 19 – 20 |
| 3. Form 990 | E. Hill | 21 Emailed separately |
| E. Reports | | |
| 1. College President Report | M. Wetstein | |
| 2. Executive Director Report | E. Hill | 22 |
| 2.1 2024-25 Fundraising Targets | | 23 |
| 2.2 Fundraising Totals and Goals July 1, 2024 to January 30, 2025 | | 24 |
| Outright Gifts: \$3,469,264 | | |
| Unbooked Revocable Planned Gifts: \$ 400,000 | | |
| Total: \$3,869,264 | | |
| 2.3 Disbursements as of December 31, 2024 | | 25 |
| 2.4 Total Net Assets, Endowed Net Assets and Historical Gifts Chart as of December 31, 2024 | | 26 |
| F. Informational Items | | |
| 1. CCF Investments as of December 31, 2024 | K. Cogswell | 27 – 39 |
| 2. Women’s Educational Success | M. Bassi | 40 |

| Item | Responsibility | Page |
|---------------------------------------|-----------------------|-------------|
| F. Informational Items (cont.) | | |
| 3. President’s Circle Campaign | V. Landis | 41 |
| 4. Cabrillo Advancement Program | S. Escoto | 42 – 44 |
| 5. Scholarships | C. Biancalana | 45 |
| 6. Faculty and Staff Grants | R. Sekkel | 46 – 48 |
| 7. Heritage Club | E. Hill | 49 – 53 |
| 8. Budget Timeline | P. Andrews | 54 |
| 9. Committee Calendar and Roster | E. Newman | 55 – 57 |
| G. Adjournment | | |
| 1. Adjournment | E. Newman | |

2024-25 BOARD MEETINGS:

Tuesdays, 12:00 pm – 2:00 pm

May 13, 2025

BOARD OF DIRECTORS ATTENDANCE CHART

| Board of Directors | 9/10/24 | 11/12/24 | 2/11/25 | 5/13/25 |
|---------------------------|----------------|-----------------|----------------|----------------|
| Rob Allen | P | P | | |
| Pegi Ard | P | P | | |
| Blanca Baltazar-Sabbah | N/A | N/A | | |
| Michele Bassi | A | A | | |
| Claire Biancalana | A | P | | |
| Karen Cogswell | P | P | | |
| Freny Cooper | P | P | | |
| Kathryn Cowan | A | P | | |
| Sesario Escoto | A | P | | |
| Jan Furman | P | P | | |
| Omar Gonzalez-Benitez | P | P | | |
| Travaris Harris | P | P | | |
| Diane Koenig | P | P | | |
| Vance Landis | P | P | | |
| Rick Li Fo Sjoe | P | P | | |
| Ed Newman | P | P | | |
| Erica Ow | P | A | | |
| Cory Ray | P | A | | |
| Dan Rothwell | P | A | | |
| Spenser Russell | A | A | | |
| Ron Sekkel | P | P | | |
| Karen Semingson | A | P | | |
| Trevor Strudley | P | P | | |
| Julie Thiebaut | P | P | | |
| Rachel Wedeen | P | P | | |
| Matt Wetstein | P | P | | |
| Kristin Wilson | A | P | | |
| Donna Ziel | P | P | | |

*P=Present, A=Absent, N/A=Not applicable, not on the Board at the time. Based on Board of Director's meeting minutes.
 Please contact Cabrillo College Foundation if you believe this chart is in error.*

Cabrillo College 2024 Ethics Bowl Team Advances to the National Intercollegiate Ethics Bowl Competition

As the Only Community College to Compete in California Regionals Among Four-Year Universities, Cabrillo Finishes in Top Four, Qualifying for the National Competition in February

APTOS, CA —Cabrillo College today announces that its Ethics Bowl team has qualified to compete in the 2025 Association for Practical and Professional Ethics Intercollegiate Ethics Bowl (APPE IEB)[®] National Competition that will be held in Norfolk, Virginia in February. At the California Regional Competition held at Stanford this past December, four of the 27 teams competing advanced to the National Competition. Cabrillo College was the only community college team to compete against teams from four-year universities including UCLA, UC Davis, UC Riverside, UCSC, San Diego State University, and San Jose State University, among others.

Cabrillo was one of only three teams to win all of their first three rounds, advancing to the semi-finals and earning their spot to compete in the National Competition. From among the top Regional teams nationwide, only 36 teams were selected to compete in the National Intercollegiate Ethics Bowl Competition. Cabrillo entered two teams in the Regional Competition, the second Cabrillo team had two wins and one narrow loss to UCLA, finishing 11th place overall.

“What makes both teams’ success even more remarkable, is that these are first- and second-year students who were competing against teams from other colleges and universities, that were composed mostly of juniors and seniors,” said Claudia Close, Cabrillo Ethics Instructor and Ethics Bowl Faculty Advisor. “Throughout the competition, the Cabrillo students were poised and professional, demonstrating exemplary teamwork and good sportsmanship.”

“The preparation for the Ethics Bowl is not for the faint of heart,” said 2024-2025 Cabrillo Ethics Bowl Team Member Olivia McCloskey. “It had us spending hours each day meeting, and studying cases, studying different types of ethical theory, and prepping each specific case. We would use our time discussing our own thoughts surrounding each case, and then doing mock trials to formulate proper arguments. We would spend at least five hours on Thursdays together in the library, debating and pushing each team to be the best they could be. Our team did Zoom meetings nightly, finding time to fit into everyone’s schedules to prepare for our Thursday mocks.”

The Association for Practical and Professional Ethics (APPE) organizes 12 Regional Competitions throughout the United States and Canada. Student teams research, analyze, and construct arguments defending their assessment of the significant moral issues involved in current social, legislative, medical, business, and general interest cases. Students must demonstrate that they have considered the facts of the case,



comprehend and can articulate the underlying relevant ethical principles, defend their claims about how the case should be resolved, and answer challenges to their arguments put forward by the opposing side and the three judges.

In each round two cases are considered, and the students do not know which of the 12 cases they have prepared will be the focus, nor do they know what the question will be. The team presents their argument, responds to the opposing team's objections, then must respond to the judges' questions. In the second half of the round, the opposing team will present on a different case, and the team which presented first must then raise certain points about that presentation. This requires extensive knowledge of the case and the ethical theories, as well as the ability to think quickly and work nimbly with teammates.

For the National Competition in Norfolk, Virginia in February 2025, teams will be given a unique set of 17 cases that they will have less than two months to prepare. The 2025 case set will include questions about space weaponization, parental rights and responsibilities, security issues around automotive tracking devices and doorbell cameras, tipping culture, hostile architecture, how to tackle food waste, and more. Teams compete in four rounds over two days, before qualifying to advance to semifinals and finals.

"I am excited to delve into the ethical dilemmas presented in the new cases and to continue working with my team," said Emma Spath, 2024-2025 Cabrillo Ethics Bowl Team Member. "We have fostered a strong sense of community, and I look forward to the spirited discussions and collaborative efforts that come with preparing for the national competition. Additionally, I am eager to meet peers from across the country who have similarly dedicated themselves to this process and to engage in collegial conversations born from weeks of hard work and thoughtful preparation."

New Foundation Board Member
Blanca Baltazar-Sabbah
Vice President of Student Services, Cabrillo College



Dr. Blanca Baltazar-Sabbah has dedicated 28 years to public education, serving in various roles such as teacher, counselor, site and district leader, Associate Superintendent of Instructional Services and Dean. She is currently the Vice President of Student Services at Cabrillo College. Throughout her career, she has focused on developing, implementing, and overseeing instructional programs and student services that support historically underserved students, resulting in district-wide success. Dr. Baltazar-Sabbah is a strong advocate for offering students relevant career and technical education opportunities.

She earned her Associate of Arts degree from Cabrillo College, a Bachelor's degree from Sacramento State University, and both a Master of Arts in Counseling and a Doctorate of Education from San Jose State University. Dr. Baltazar-Sabbah is married to Dr. Faris Sabbah, and they have two children, ages 14 and 17.

**CABRILLO COLLEGE FOUNDATION
BOARD OF DIRECTORS MEETING
Minutes of November 12, 2024**

Directors Present: Rob Allen, Pegi Ard, Claire Biancalana, Karen Cogswell, Freny Cooper, Kathryn Cowan, Sesario Escoto, Jan Furman, Omar Gonzalez-Benitez, Travaris Harris, Diane Koenig, Vance Landis, Rick Li Fo Sjoe, Ed Newman, Ron Sekkel, Karen Semingson, Rachael Spencer, Trevor Strudley, Julie Thiebaut, Matt Wetstein, Rachel Wedeen, Kristin Wilson, Donna Ziel

Directors Absent: Michele Bassi, Erica Ow, Cory Ray, Dan Rothwell, Spenser Russell,

Staff Present: Eileen Hill, Patrick Andrews, Caitlin Bonura, Kate Staveland, Lori Hood

GUESTS: Jon Salisbury, Director of Facilities Planning and Plant Operations, Cabrillo College
John Dominguez, Partner, CWDL
Meredith Shuey Etherington, Brown Advisory

Call to Order

Ed Newman called the meeting to order at 12:16 pm.

Approval of Agenda

Motion: MSC: R. Allen/T. Strudley. The Board voted unanimously to approve the Board agenda.

Public Comment Opportunity

There were no members of the public in attendance.

Approve Board Meeting Minutes

Motion: MSC: K. Cowan /R. Sekkel.

The following Board Members voted to approve the minutes of September 10, 2024 with the correction that the minutes incorrectly stated the date of the minutes being approved. The minutes stated that the Board voted to approve the minutes of September 10, 2024 when in actuality, they were presented with and voted to approve the minutes of May 14, 2024:

Rob Allen, Pegi Ard, Karen Cogswell, Freny Cooper, Jan Furman, Omar Gonzalez-Benitez, Travaris Harris, Diane Koenig, Vance Landis, Rick Li Fo Sjoe, Ed Newman, Ron Sekkel, Trevor Strudley, Julie Thiebaut, Rachel Wedeen, Matt Wetstein, Donna Ziel

The following Board Members abstained:

Claire Biancalana, Kathryn Cowan, Sesario Escoto, Karen Semingson, Rachael Spencer, Kristin Wilson

The following Board Members were absent:

Michele Bassi, Erica Ow, Cory Ray, Dan Rothwell, Spenser Russell,

2023-24 Audit Draft

John Dominguez, partner with our auditor CWDL, gave an overview of the audit.

Motion: MSC: R. Spencer/T. Strudley. The Board voted unanimously to accept the 2023-24 Audit Draft.

Approve Financial Statements

Karen Cogswell reported as of September 30, 2024, the total assets were \$58.7M, \$13.9M over prior year. Net assets were \$56.8M, \$13.9M more than prior year.

The total revenue for unrestricted, non-endowed and endowed funds was \$4.5M. Total expenses were \$1.1M with a surplus for all funds of \$3.5M.

The total operating revenue was \$493K and expenses \$320K. The operating fund surplus is \$173K.

Motion: MSC: R. V. Landis /K. Cowan. The Board voted unanimously to accept the September 30, 2024 Financial Statements.

Special Presentation

Jon Salisbury, Director of Facilities Planning and Plant Operations at Cabrillo College gave an update on the Cabrillo/UCSC joint housing project. Jon gave an overview of the project background, finance and management structures and developer selection process. The goal is to break ground in September of 2025.

Cabrillo College President's Report

Matt Wetstein brought up some budget concerns for the upcoming year. The college is working on some streamlining measures to respond to the budget shortfall. Matt also explained that the funding for the childcare center in the new student housing development is not funded by the state, so funds will have to be secured through grants and private donations.

Executive Director's Report

Eileen reported that the foundation has been working on recruitment for a new Development Officer.

Eileen reported that the foundation has raised \$1,879,809 so far this fiscal year.

Eileen outline several proposals that are in the works and gave an update on new donors she is working with who plan to include Cabrillo College in their estate plans.. Eileen gave a graphical representation of first quarter Foundation disbursements to Cabrillo College and students with \$1.1M in scholarships.

Net Assets, Endowed Net Assets and Historical Gifts Chart

The ending net assets balance as of September 30, 2024 was \$56,848,573. The endowed net assets balance was \$51,445,408. The endowed historical gifts value was \$40,702,211.

Review of CCF Investments as of September 30, 2024

Meredith Shuey Etherington reviewed CCF investments as of September 30, 2024.

WES

Rachel Wedeen reported that we had a wonderful WES celebration at the Samper Recital Hall in September with 168 guests in attendance. Four students spoke about the profound impact of receiving a WES grant. As of October 23, \$275,450 has been raised from over 480 donors. WES donations made through December 31st will be included in the 2024 WES Campaign.

President's Circle

Vance Landis reported that Mike Allard and William Ow are co-chairs of this year's President's Circle campaign. There are a few new committee members: Marilyn Calciano, Freny Cooper, Annie Morhauser, and Trevor Strudley. Invitations to join the President's Circle have been personalized by committee members and most were mailed out on Friday, November 8. The campaign goal this year is \$525,000 this year and over \$133,000 has been raised to date.

Scholarships

Rachael Spencer reported that \$1.5 million in scholarships was awarded to nearly 1,600 students during the 2023-24 fiscal year and funds were released to students at the beginning of the fall semester. She reported that the Scholarship Committee will convene on Friday, November 15th to discuss the year end mailing to scholarship donors and how they can help to personalize letters to thank them in a meaningful way.

Faculty and Staff Grants

Ron Sekkel reported that the foundation offers three grant programs to support Cabrillo College faculty and staff: Faculty Grants for Student Success, Crocker Endowment Grants and Engineering and Applied Science Endowment. Recipients are selected through an annual proposal process that begins in the fall and this year, there is \$142K available to award to Cabrillo faculty and staff to enhance student learning and increase student success. The proposal submission period closed in October. Division Deans, along with the IT and Facilities departments, have carefully reviewed and approved the projects eligible for funding consideration. The Crocker Grants have recently been selected, and now the Faculty Grants for Student Success Committee is focusing on reviewing remaining proposals. On Friday, November 22nd, the committee will hold a Zoom meeting to select the final grant recipients.

Student Veterans Endowment

Donna Ziel reported that The Veterans Committee has been working to raise funds for the Student Veterans Endowment campaign \$25,500 has been raised so far this year for the endowment, which provides emergency grant funding for students in need. Cabrillo held a Veterans Burrito Bash last week to honor our community of veterans.

Board Meeting Minutes
November 12, 2024
Page 4 of 5

990 Timeline

Patrick Andrews reviewed the schedule for the 203-24 990 filing.

Committee Calendar & Roster

Ed Newman reviewed the Committee Calendar and Roster.

Adjournment

The meeting was adjourned at 1:51 pm

Respectfully submitted,



Eileen Hill, Executive Director

Upcoming 2024-25 Board of Directors Meetings

February 11, 2025 12:00 – 2:00 pm

(Watsonville Center)

May 13, 2025 12:00 – 2:00 pm

BOARD OF DIRECTORS ATTENDANCE CHART

| Board of Directors | 9/10/24 | 11/12/24 | 2/11/25 | 5/13/25 |
|---------------------------|----------------|-----------------|----------------|----------------|
| Rob Allen | P | P | | |
| Pegi Ard | P | P | | |
| Michele Bassi | A | A | | |
| Claire Biancalana | A | P | | |
| Karen Cogswell | P | P | | |
| Freny Cooper | P | P | | |
| Kathryn Cowan | A | P | | |
| Sesario Escoto | A | P | | |
| Jan Furman | P | P | | |
| Omar Gonzalez-Benitez | P | P | | |
| Travaris Harris | P | P | | |
| Diane Koenig | P | P | | |
| Vance Landis | P | P | | |
| Rick Li Fo Sjoe | P | P | | |
| Ed Newman | P | P | | |
| Erica Ow | P | A | | |
| Cory Ray | P | A | | |
| Dan Rothwell | P | A | | |
| Spenser Russell | A | A | | |
| Ron Sekkel | P | P | | |
| Karen Semingson | A | P | | |
| Rachael Spencer | A | P | | |
| Trevor Strudley | P | P | | |
| Julie Thiebaut | P | P | | |
| Rachel Wedeen | P | P | | |
| Matt Wetstein | P | P | | |
| Kristin Wilson | A | P | | |
| Donna Ziel | P | P | | |

P=Present, A=Absent, N/A=Not applicable, not on the Board at the time. Based on Board of Director's meeting minutes. Please contact Cabrillo College Foundation if you believe this chart is in error.

CABRILLO COLLEGE FOUNDATION
December 31, 2024 Condensed Narrative
Updated January 17, 2025

(1) Balance Sheet

- **Total Assets:**
Total assets of \$59.5M are \$6.6M more than prior year primarily due to the increase in value of the assets in the investment accounts.
- **Receivables:**
Total pledges receivable are \$112K less than prior year.
- **Liabilities:**
Total Liabilities of \$1.9M are \$16K more than prior year.
- **Net Assets:**
Total net assets of \$57.6M are \$6.5M more than prior year.

(2) Income Statement

- **Revenue:**
Total Revenue of \$6.3M is \$4.0M less than prior year. Earned income year to date of \$3.0M is \$1.3M less than prior year. Contributed income of \$3.2M is \$2.6M less than prior year, primarily due to a \$3.35M estate gift from Tom Sourisseau last year.
- **Expenses:**
Total Expenses of \$2.1M are \$67K less than prior year.
- **Surplus/Deficit:**
As of December 31, 2024, the Cabrillo College Foundation has a \$4.1M surplus compared to prior year's surplus of \$8.1M. The surplus is in the investment income of the endowed funds.

(3) Operational Budget to Actual

- **Revenue:**
Operating revenue of \$1.0M is \$194K favorable vs budget. Investment income is \$62K favorable vs. budget. Contributed income is \$56K favorable vs. budget.
- **Expenses:**
Operating expenses of \$629K are \$75K favorable as compared to budget.
- **Surplus/Deficit:**
The operating fund surplus is \$395K.

Cabrillo College Foundation
Balance Sheet as of December 31, 2024
With Comparative Totals as of December 31, 2023

| | Operating 12/31/24 | Nonendowed 12/31/24 | Endowed 12/31/24 | Total 12/31/24 | Total 12/31/23 |
|--|-----------------------|------------------------|------------------------|------------------------|------------------------|
| ASSETS | | | | | |
| CASH AND INVESTMENTS | | | | | |
| CASH | | | | | |
| SANTA CRUZ COUNTY BANK | (\$13,890.48) | \$278,718.23 | \$166,426.89 | \$431,254.64 | \$260,474.68 |
| SANTA CRUZ COUNTY BANK | \$0.00 | \$0.00 | \$0.00 | \$0.00 | \$280,535.96 |
| PAYPAL | \$0.00 | \$0.00 | \$0.00 | \$0.00 | \$741.71 |
| BAY FEDERAL CREDIT UNION | \$6,190.36 | \$0.00 | \$1,289.59 | \$7,479.95 | \$7,472.51 |
| BAY FEDERAL CREDIT UNION | \$188,208.22 | \$0.00 | \$0.00 | \$188,208.22 | \$180,969.73 |
| BROWN ADVISORY INTERMEDIATE POOL | \$2,326,521.40 | \$1,921,767.46 | \$0.00 | \$4,248,288.86 | \$3,707,715.50 |
| BROWN ADVISORY SHORT TERM POOL | \$822,631.77 | \$968,539.00 | \$0.44 | \$1,791,171.21 | \$1,379,421.06 |
| BROWN ADVISORY GIFTING | \$16,712.02 | \$0.00 | \$130,147.04 | \$146,859.06 | \$3,161,084.02 |
| SUBTOTAL CASH | <u>\$3,346,373.29</u> | <u>\$3,169,024.69</u> | <u>\$297,863.96</u> | <u>\$6,813,261.94</u> | <u>\$8,978,415.17</u> |
| INVESTMENTS | | | | | |
| BROWN ADVISORY L/T SUSTAINABILITY POOL | \$207,860.01 | \$1,539.20 | \$50,290,793.47 | \$50,500,192.68 | \$41,927,832.55 |
| BROWN ADVISORY TITLE V | \$0.00 | \$0.00 | \$1,476,340.64 | \$1,476,340.64 | \$1,219,325.56 |
| BROWN ADVISORY TITLE III | \$0.00 | \$0.00 | \$593,218.16 | \$593,218.16 | \$567,271.55 |
| SUBTOTAL INVESTMENTS | <u>\$207,860.01</u> | <u>\$1,539.20</u> | <u>\$52,360,352.27</u> | <u>\$52,569,751.48</u> | <u>\$43,714,429.66</u> |
| TOTAL CASH AND INVESTMENTS | <u>\$3,554,233.30</u> | <u>\$3,170,563.89</u> | <u>\$52,658,216.23</u> | <u>\$59,383,013.42</u> | <u>\$52,692,844.83</u> |
| RECEIVABLES | | | | | |
| PLEDGES | | | | | |
| PLEDGES - UNRESTRICTED | \$13,460.50 | \$0.00 | \$0.00 | \$13,460.50 | \$9,021.50 |
| PLEDGES - RESTRICTED | \$0.00 | \$21,666.70 | \$10,006.99 | \$31,673.69 | \$148,216.69 |
| SUBTOTAL PLEDGES | <u>\$13,460.50</u> | <u>\$21,666.70</u> | <u>\$10,006.99</u> | <u>\$45,134.19</u> | <u>\$157,238.19</u> |
| ACCOUNTS RECEIVABLE | | | | | |
| ACCOUNTS RECEIVABLE | \$0.00 | \$0.00 | \$0.00 | \$0.00 | \$50.00 |
| TOTAL ACCOUNTS RECEIVABLE | <u>\$0.00</u> | <u>\$0.00</u> | <u>\$0.00</u> | <u>\$0.00</u> | <u>\$50.00</u> |
| OTHER RECEIVABLES | | | | | |
| SPLIT INTEREST AGREEMENTS | \$0.00 | \$15,924.25 | \$11,484.22 | \$27,408.47 | \$64,520.13 |
| SUBTOTAL OTHER RECEIVABLES | <u>\$0.00</u> | <u>\$15,924.25</u> | <u>\$11,484.22</u> | <u>\$27,408.47</u> | <u>\$64,520.13</u> |
| TOTAL RECEIVABLES | <u>\$13,460.50</u> | <u>\$37,590.95</u> | <u>\$21,491.21</u> | <u>\$72,542.66</u> | <u>\$221,808.32</u> |

Cabrillo College Foundation
Balance Sheet as of December 31, 2024
With Comparative Totals as of December 31, 2023

| | Operating 12/31/24 | Nonendowed 12/31/24 | Endowed 12/31/24 | Total 12/31/24 | Total 12/31/23 |
|--|-----------------------|------------------------|------------------------|------------------------|------------------------|
| FIXED ASSETS | | | | | |
| OFFICE EQUIPMENT | \$36,302.65 | \$0.00 | \$0.00 | \$36,302.65 | \$36,302.65 |
| ACCUMULATED DEPRECIATION | (\$36,302.65) | \$0.00 | \$0.00 | (\$36,302.65) | (\$36,302.65) |
| TOTAL FIXED ASSETS (NET) | \$0.00 | \$0.00 | \$0.00 | \$0.00 | \$0.00 |
| PREPAID EXPENSES | \$32,322.27 | \$0.00 | \$0.00 | \$32,322.27 | \$14,665.36 |
| PREPAID RETIREMENT EXPENSE | \$22,308.00 | \$0.00 | \$0.00 | \$22,308.00 | \$16,303.50 |
| TOTAL ASSETS | \$3,622,324.07 | \$3,208,154.84 | \$52,679,707.44 | \$59,510,186.35 | \$52,945,622.01 |
| LIABILITIES AND NET ASSETS | | | | | |
| LIABILITIES | | | | | |
| PAYABLES AND ACCRUED EXPENSES | | | | | |
| ACCOUNTS PAYABLE | \$6,132.92 | \$490.08 | \$0.00 | \$6,623.00 | \$47.18 |
| SCHOLARSHIPS PAYABLE | \$0.00 | (\$500.00) | \$500.00 | \$0.00 | \$0.00 |
| ACCRUED PTO | \$62,233.24 | \$0.00 | \$0.00 | \$62,233.24 | \$84,508.82 |
| ACCRUED HEALTH BENEFITS | \$79,950.58 | \$0.00 | \$0.00 | \$79,950.58 | \$68,649.66 |
| PAYROLL WITHHOLDINGS | \$5,992.04 | \$0.00 | \$0.00 | \$5,992.04 | \$10,113.61 |
| SECTION 125 WITHHOLDINGS | \$4,118.66 | \$0.00 | \$0.00 | \$4,118.66 | \$2,180.97 |
| EMPLOYEE PORTION OF BENEFITS | \$0.00 | \$0.00 | \$0.00 | \$0.00 | \$10.53 |
| OTHER POST EMPLOYMENT BENEFITS | \$173,235.00 | \$0.00 | \$0.00 | \$173,235.00 | \$166,789.00 |
| UNFUNDED PENSION OBLIGATION | \$594,822.00 | \$0.00 | \$0.00 | \$594,822.00 | \$602,845.00 |
| SUBTOTAL PAYABLES, ACCRUED EXPENSES | \$926,484.44 | (\$9.92) | \$500.00 | \$926,974.52 | \$935,144.77 |
| SCHOLARSHIPS AWARDED | | | | | |
| CAP SCHOLARSHIPS | \$0.00 | \$35,997.01 | \$726,002.99 | \$762,000.00 | \$752,000.00 |
| ENDOWED SCHOLARSHIPS | \$0.00 | \$0.00 | \$47,000.34 | \$47,000.34 | \$40,132.00 |
| NONENDOWED SCHOLARSHIPS | \$0.00 | \$127,878.12 | \$0.00 | \$127,878.12 | \$116,398.28 |
| SUBTOTAL SCHOLARSHIPS AWARDED | \$0.00 | \$163,875.13 | \$773,003.33 | \$936,878.46 | \$908,530.28 |
| WES GRANTS PAYABLE | | | | | |
| WES GRANTS | \$0.00 | \$0.00 | \$55,750.00 | \$55,750.00 | \$59,963.00 |
| SUBTOTAL WES GRANTS PAYABLE | \$0.00 | \$0.00 | \$55,750.00 | \$55,750.00 | \$59,963.00 |
| TOTAL LIABILITIES | \$926,484.44 | \$163,865.21 | \$829,253.33 | \$1,919,602.98 | \$1,903,638.05 |
| NET ASSETS | | | | | |
| OPERATING NET ASSETS | | | | | |
| DESIGNATED-OPERATING RESERVE | \$1,025,962.50 | \$0.00 | \$0.00 | \$1,025,962.50 | \$891,246.00 |

Cabrillo College Foundation
Balance Sheet as of December 31, 2024
With Comparative Totals as of December 31, 2023

| | Operating 12/31/24 | Nonendowed 12/31/24 | Endowed 12/31/24 | Total 12/31/24 | Total 12/31/23 |
|---|-----------------------|------------------------|------------------------|------------------------|------------------------|
| DESIGNATED-PRESIDENT'S CIRCLE ENDOWMENT | \$10,000.00 | \$0.00 | \$0.00 | \$10,000.00 | \$10,000.00 |
| DESIGNATED-EQUIPMENT | \$15,000.00 | \$0.00 | \$0.00 | \$15,000.00 | \$15,000.00 |
| DESIGNATED-HURD TRIBUTE | \$255,759.18 | \$0.00 | \$0.00 | \$255,759.18 | \$255,759.18 |
| DESIGNATED-RETIREE MEDICAL BENEFITS | \$173,235.00 | \$0.00 | \$0.00 | \$173,235.00 | \$166,789.00 |
| UNDESIGNATED | \$1,625,685.95 | \$0.00 | \$0.00 | \$1,625,685.95 | \$1,100,465.96 |
| 2023 BEGINNING FUND BALANCE ADJUSTMENT | (\$409,803.00) | \$0.00 | \$0.00 | (\$409,803.00) | (\$409,803.00) |
| SUBTOTAL OPERATING NET ASSETS | \$2,695,839.63 | \$0.00 | \$0.00 | \$2,695,839.63 | \$2,029,457.14 |
| NET ASSETS - NONENDOWED | \$0.00 | \$3,044,289.63 | \$0.00 | \$3,044,289.63 | \$3,210,658.01 |
| NET ASSETS - ENDOWED | \$0.00 | \$0.00 | \$51,850,454.11 | \$51,850,454.11 | \$45,801,868.81 |
| TOTAL NET ASSETS | \$2,695,839.63 | \$3,044,289.63 | \$51,850,454.11 | \$57,590,583.37 | \$51,041,983.96 |
| TOTAL LIABILITIES AND NET ASSETS | \$3,622,324.07 | \$3,208,154.84 | \$52,679,707.44 | \$59,510,186.35 | \$52,945,622.01 |
| BEGINNING BALANCE WITH CURRENT YEAR ADJUSTMENT | \$2,301,272.13 | \$2,951,818.03 | \$48,151,733.09 | \$53,404,823.25 | \$42,950,459.23 |
| NET SURPLUS/(DEFICIT) | \$394,567.50 | \$92,471.60 | \$3,698,721.02 | \$4,185,760.12 | \$8,091,524.73 |
| ENDING NET ASSETS | \$2,695,839.63 | \$3,044,289.63 | \$51,850,454.11 | \$57,590,583.37 | \$51,041,983.96 |

Cabrillo College Foundation
Income Statement by Fund as of December 31, 2024
 With Comparative Totals as of December 31, 2023

| | Operating 12/31/2024 | Nonendowed 12/31/2024 | Endowed 12/31/2024 | Total 12/31/2024 | Total 12/31/2023 |
|---|---------------------------------|----------------------------------|-------------------------------|-----------------------------|-----------------------------|
| REVENUE | | | | | |
| EARNED INCOME | | | | | |
| INVESTMENT INCOME/LOSS | \$156,504 | \$0 | \$2,456,446 | \$2,612,950 | \$3,864,411 |
| FEE INCOME | \$31,245 | \$0 | \$0 | \$31,245 | \$203,824 |
| OPERATIONAL ENDOWMENT PAYOUT | \$18,052 | \$0 | \$0 | \$18,052 | \$18,273 |
| ENDOWMENT MANAGEMENT FEE | \$372,763 | \$0 | \$0 | \$372,763 | \$287,478 |
| TOTAL EARNED INCOME | \$578,564 | \$0 | \$2,456,446 | \$3,035,010 | \$4,373,987 |
| CONTRIBUTED INCOME | | | | | |
| RESTRICTED CONTRIBUTIONS | \$0 | \$716,175 | \$2,050,723 | \$2,766,898 | \$5,422,940 |
| OTHER INCOME | \$1,219 | \$0 | \$0 | \$1,219 | \$1,190 |
| PRESIDENT'S CIRCLE GIFTS | \$421,589 | \$0 | \$0 | \$421,589 | \$363,424 |
| UNRESTRICTED GIFTS | \$10,237 | \$0 | \$0 | \$10,237 | \$16,329 |
| INTERFUND CONTRIBUTIONS | (\$100) | (\$34,461) | \$34,561 | \$0 | \$0 |
| IN KIND REVENUE | \$0 | \$20,878 | \$0 | \$20,878 | \$50,706 |
| IN KIND REVENUE-RENT | \$12,411 | \$0 | \$0 | \$12,411 | \$12,411 |
| TOTAL CONTRIBUTED INCOME | \$445,356 | \$702,592 | \$2,085,284 | \$3,233,231 | \$5,867,000 |
| TOTAL REVENUE | \$1,023,920 | \$702,592 | \$4,541,730 | \$6,268,241 | \$10,240,986 |
| EXPENSES | | | | | |
| SALARIES & WAGES | | | | | |
| SALARIES & WAGES | \$330,919 | \$0 | \$9,378 | \$340,298 | \$307,102 |
| TOTAL SALARIES & WAGES | \$330,919 | \$0 | \$9,378 | \$340,298 | \$307,102 |
| PAYROLL TAXES, BENEFITS | | | | | |
| PAYROLL TAXES, BENEFITS | \$167,802 | \$0 | \$1,016 | \$168,817 | \$141,843 |
| TOTAL PAYROLL TAXES, BENEFITS | \$167,802 | \$0 | \$1,016 | \$168,817 | \$141,843 |
| ADVERTISING | \$835 | \$0 | \$0 | \$835 | \$0 |
| PRINTING | \$14,194 | \$0 | \$0 | \$14,194 | \$14,636 |
| ACCOUNTING/LEGAL/PROFESSIONAL SERVICES | \$23,614 | \$0 | \$0 | \$23,614 | \$28,424 |
| FUNDRAISING/EVENTS/PUBLIC RELATIONS | \$27,717 | \$0 | \$0 | \$27,717 | \$44,515 |
| OFFICE EQUIP & MAINTENANCE | | | | | |
| OFFICE EQUIPMENT | \$915 | \$0 | \$0 | \$915 | \$696 |
| SOFTWARE MAINTENANCE | \$10,000 | \$0 | \$0 | \$10,000 | \$9,440 |
| TOTAL OFFICE EQUIP & MAINTENANCE | \$10,915 | \$0 | \$0 | \$10,915 | \$10,136 |

Cabrillo College Foundation
Income Statement by Fund as of December 31, 2024
 With Comparative Totals as of December 31, 2023

| | Operating 12/31/2024 | Nonendowed 12/31/2024 | Endowed 12/31/2024 | Total 12/31/2024 | Total 12/31/2023 |
|----------------------------------|---------------------------------|----------------------------------|-------------------------------|-----------------------------|-----------------------------|
| BOOKS/PUBLICATIONS/MEMBERSHIPS | \$2,297 | \$0 | \$0 | \$2,297 | \$2,028 |
| OFFICE SUPPLIES | \$2,390 | \$0 | \$0 | \$2,390 | \$3,211 |
| POSTAGE & MAILING SERVICE | \$5,607 | \$0 | \$0 | \$5,607 | \$5,534 |
| BOARD EXPENSES | \$3,110 | \$0 | \$0 | \$3,110 | \$2,763 |
| OTHER EXPENSES | | | | | |
| MISCELLANEOUS | \$273 | \$0 | \$0 | \$273 | \$5 |
| UNCOLLECTIBLE PLEDGES | \$0 | \$0 | \$130 | \$130 | \$0 |
| MILEAGE & PARKING | \$6 | \$0 | \$0 | \$6 | \$203 |
| INTERNET SERVICE | \$593 | \$0 | \$0 | \$593 | \$469 |
| IT HOSTING SERVICE | \$6,435 | \$0 | \$0 | \$6,435 | \$300 |
| BANK CHARGES | \$5,405 | \$0 | \$0 | \$5,405 | \$4,680 |
| INVESTMENT FEES | \$9,626 | \$0 | \$73,345 | \$82,971 | \$74,163 |
| MANAGEMENT FEES | \$0 | \$0 | \$372,763 | \$372,763 | \$287,478 |
| DIRECTOR/OFFICER LIABILITY INS | \$2,263 | \$0 | \$0 | \$2,263 | \$2,263 |
| LIABILITY AND PROPERTY INSURANCE | \$1,960 | \$0 | \$0 | \$1,960 | \$1,992 |
| CYBER INSURANCE | \$982 | \$0 | \$0 | \$982 | \$980 |
| TOTAL OTHER EXPENSES | \$27,543 | \$0 | \$446,238 | \$473,780 | \$372,531 |
| IN KIND EXPENSE | \$0 | \$20,878 | \$0 | \$20,878 | \$50,706 |
| IN KIND EXPENSE - RENT | \$12,411 | \$0 | \$0 | \$12,411 | \$12,411 |
| NONENDOWED PROGRAM EXPENSES | \$0 | \$444,194 | \$0 | \$444,194 | \$592,513 |
| ENDOWED PROGRAM EXPENSES | \$0 | \$0 | \$204,608 | \$204,608 | \$130,263 |
| SCHOLARSHIPS | \$0 | \$145,048 | \$181,769 | \$326,817 | \$430,846 |
| TOTAL EXPENSES | \$629,352 | \$610,120 | \$843,009 | \$2,082,481 | \$2,149,461 |
| | | | | | |
| NET SURPLUS/(DEFICIT) | \$394,568 | \$92,472 | \$3,698,721 | \$4,185,760 | \$8,091,525 |

Cabrillo College Foundation
Income Statement - Operating Budget as of 12/31/24
 With Comparative Totals as of 12/31/23

| | 24/25 Actual JUL '24 - DEC '24 | 23/24 Actual JUL '23 - DEC '23 | 24/25 Budget JUL '24 - DEC '24 | 24/25 JUL-DEC Actual + JAN-JUN Projected | 24/25 Budget (Approved 5/14/24) | 24/25 Actual & Projected vs. Budget |
|---|-----------------------------------|-----------------------------------|-----------------------------------|---|------------------------------------|--|
| REVENUE | | | | | | |
| EARNED INCOME | | | | | | |
| INVESTMENT INCOME/LOSS | \$156,504 | \$161,380 | \$94,886 | \$189,773 | \$189,773 | \$0 |
| FEE INCOME | \$31,245 | \$203,824 | \$34,287 | \$118,075 | \$112,100 | \$5,975 |
| OPERATIONAL ENDOWMENT PAYOUT | \$18,052 | \$18,273 | \$17,904 | \$18,052 | \$17,904 | \$148 |
| ENDOWMENT MANAGEMENT FEE | \$372,763 | \$287,478 | \$293,103 | \$725,000 | \$586,206 | \$138,794 |
| TOTAL EARNED INCOME | \$578,564 | \$670,955 | \$440,180 | \$1,050,900 | \$905,983 | \$144,917 |
| CONTRIBUTED INCOME | | | | | | |
| OTHER INCOME | \$1,219 | \$1,190 | \$1,250 | \$2,500 | \$2,500 | \$0 |
| PRESIDENT'S CIRCLE GIFTS | \$421,589 | \$363,424 | \$365,763 | \$525,000 | \$507,500 | \$17,500 |
| UNRESTRICTED GIFTS | \$10,237 | \$16,329 | \$10,000 | \$20,000 | \$20,000 | \$0 |
| INTERFUND CONTRIBUTIONS | (\$100) | \$0 | \$0 | \$0 | \$0 | \$0 |
| IN KIND REVENUE-RENT | \$12,411 | \$12,411 | \$12,410 | \$24,821 | \$24,821 | \$0 |
| TOTAL CONTRIBUTED INCOME | \$445,356 | \$393,354 | \$389,424 | \$572,321 | \$554,821 | \$17,500 |
| TOTAL REVENUE | \$1,023,920 | \$1,064,309 | \$829,604 | \$1,623,221 | \$1,460,804 | \$162,417 |
| EXPENSES | | | | | | |
| SALARIES & WAGES | | | | | | |
| SALARIES & WAGES | \$330,919 | \$296,563 | \$359,592 | \$708,362 | \$719,184 | \$10,822 |
| TOTAL SALARIES & WAGES | \$330,919 | \$296,563 | \$359,592 | \$708,362 | \$719,184 | \$10,822 |
| PAYROLL TAXES, BENEFITS | | | | | | |
| PAYROLL TAXES, BENEFITS | \$167,802 | \$140,917 | \$183,887 | \$370,430 | \$367,775 | (\$2,655) |
| TOTAL PAYROLL TAXES, BENEFITS | \$167,802 | \$140,917 | \$183,887 | \$370,430 | \$367,775 | (\$2,655) |
| ADVERTISING | \$835 | \$0 | \$0 | \$1,000 | \$1,000 | \$0 |
| PRINTING | \$14,194 | \$14,636 | \$12,500 | \$25,000 | \$25,000 | \$0 |
| PHOTOS | \$0 | \$0 | \$2,200 | \$4,400 | \$4,400 | \$0 |
| ACCOUNTING/LEGAL/PROFESSIONAL SERVICES | \$23,614 | \$28,424 | \$38,731 | \$52,340 | \$52,340 | \$0 |
| FUNDRAISING/EVENTS/PUBLIC RELATIONS | \$27,717 | \$44,515 | \$43,640 | \$69,852 | \$69,852 | \$0 |
| OFFICE EQUIP & MAINTENANCE | | | | | | |
| OFFICE EQUIPMENT | \$915 | \$696 | \$870 | \$1,740 | \$1,740 | \$0 |
| SOFTWARE MAINTENANCE | \$10,000 | \$9,440 | \$9,672 | \$19,345 | \$19,345 | \$0 |
| TOTAL OFFICE EQUIP & MAINTENANCE | \$10,915 | \$10,136 | \$10,542 | \$21,085 | \$21,085 | \$0 |

Cabrillo College Foundation
Income Statement - Operating Budget as of 12/31/24
 With Comparative Totals as of 12/31/23

| | 24/25 Actual JUL '24 - DEC '24 | 23/24 Actual JUL '23 - DEC '23 | 24/25 Budget JUL '24 - DEC '24 | 24/25 JUL-DEC Actual + JAN-JUN Projected | 24/25 Budget (Approved 5/14/24) | 24/25 Actual & Projected vs. Budget |
|----------------------------------|-----------------------------------|-----------------------------------|-----------------------------------|---|------------------------------------|--|
| BOOKS/PUBLICATIONS/MEMBERSHIPS | \$2,297 | \$2,028 | \$1,175 | \$2,350 | \$2,350 | \$0 |
| OFFICE SUPPLIES | \$2,390 | \$3,211 | \$3,426 | \$6,853 | \$6,853 | \$0 |
| POSTAGE & MAILING SERVICE | \$5,607 | \$5,534 | \$5,361 | \$10,723 | \$10,723 | \$0 |
| BOARD EXPENSES | \$3,110 | \$2,763 | \$2,166 | \$6,000 | \$4,331 | (\$1,669) |
| OTHER EXPENSES | | | | | | |
| MISCELLANEOUS | \$273 | \$5 | \$400 | \$800 | \$800 | \$0 |
| MILEAGE & PARKING | \$6 | \$203 | \$448 | \$895 | \$895 | \$0 |
| INTERNET SERVICE | \$593 | \$469 | \$1,020 | \$2,040 | \$2,040 | \$0 |
| IT HOSTING SERVICE | \$6,435 | \$300 | \$6,687 | \$13,374 | \$13,374 | \$0 |
| BANK CHARGES | \$5,405 | \$4,680 | \$5,250 | \$10,500 | \$10,500 | \$0 |
| INVESTMENT FEES | \$9,626 | \$9,636 | \$9,000 | \$18,000 | \$18,000 | \$0 |
| DIRECTOR/OFFICER LIABILITY INS | \$2,263 | \$2,263 | \$2,336 | \$4,673 | \$4,673 | \$0 |
| LIABILITY AND PROPERTY INSURANCE | \$1,960 | \$1,992 | \$2,658 | \$5,316 | \$5,316 | \$0 |
| CYBER INSURANCE | \$982 | \$980 | \$1,317 | \$2,635 | \$2,635 | \$0 |
| TOTAL OTHER EXPENSES | \$27,543 | \$20,526 | \$29,116 | \$58,233 | \$58,233 | \$0 |
| IN KIND EXPENSE - RENT | \$12,411 | \$12,411 | \$12,410 | \$24,821 | \$24,821 | \$0 |
| TOTAL EXPENSES | \$629,352 | \$581,664 | \$704,748 | \$1,361,448 | \$1,367,947 | \$6,499 |
| | | | | | | |
| NET SURPLUS/(DEFICIT) | \$394,568 | \$482,645 | \$124,856 | \$261,773 | \$92,857 | \$168,916 |

MEMORANDUM

DATE: February 4, 2025
TO: Board of Directors
FROM: Eileen Hill
SUBJECT: Form 990

Form 990 provides a snapshot of the organization's purpose, staffing, sources of financial support, and use of funds. It is required that the Form 990 draft is provided to the Board of Directors for review prior to filing.

Form 990 must be filed by February 15, 2025.

RECOMMENDED MOTION

Accept the 2023 Form 990 as presented.

Executive Director Report: February 2025


Administration

- Training new Development Officer Jessie Palmer
- Board Recruitment/Nominating Committee
- 2025-26 Budget Work and 990 Form
- Annual Report: 8548 mailed with an additional 118 sent with personal note
- Awarded 132 students a total of \$119,3000 in WES and Emergency grants within days of request (fall semester)



Fundraising

- \$3,869,264 raised so far this fiscal year!
- President's Circle: \$490k raised, 39 committee members at work
- Women's Educational Success: \$321k raised, \$125,000 to award this year
- Student Housing project and childcare center
- Cabrillo Advancement Program (CAP): selected new 6th graders, awarded scholarships recipients (Cabrillo students and students going direct to 4-year university), getting up for CAP Awards Ceremony
- Scholarships: ongoing fundraising and stewardship for existing scholarships (520 letters sent in December)
- Proposal and final reports: Monterey Peninsula Foundation, Peggy and Jack Baskin Foundation, Sutter/PAMF, Arts Council, Rotaries, Davidson Family Foundation, Grove Foundation
- Legacy Giving: working with five new donors, developing MOCIs for existing donors



Upcoming Events

- President's Circle Prospective Donor Reception, Old Wrigley Building (hosted by William Ow)
February 20th, 5:30 – 7:30 pm
- Cabrillo Advancement program (CAP) Ceremony, Crocker Theater
March 11, 6:00 – 8:00 pm
- Heritage Club Luncheon, Sesnon House
March 12, 12:00 – 1:30 pm
- Foundation Board Meeting, Sesnon House
May 13, 12:00 – 2:00 pm



MEMORANDUM

DATE: February 4, 2025
TO: Board of Directors
FROM: Eileen Hill
SUBJECT: 2024-25 Fundraising Targets

BACKGROUND

The Cabrillo College Foundation Board approved a \$5M fundraising goal in outright and unbooked planned gifts. The \$5M goal includes a target of \$1,500,000 in endowed gifts and \$500,000 in unbooked planned gifts. Focusing efforts on endowed gifts and legacy giving will help ensure the long-term health and sustainability of the Foundation.

| Amount Raised 7/1/24-1/30/25 | 2024-25 Target | |
|---|---------------------------|---|
| \$473,908 | \$505,000 | President's Circle |
| \$253,104 | \$240,000 | Women's Educational Success |
| \$132,360 | \$200,000 | Cabrillo Advancement Program (Endowed) |
| \$796,961 | \$1,105,000 | Scholarships (Endowed) |
| \$171,915 | \$300,000 | Scholarships (Nonendowed) |
| \$531,548 | \$1,000,000 | Faculty/Department Support (Faculty Grants, Allied Health, Athletics, VAPA etc) |
| \$1,066,788 | \$900,000 | Student Support Services (foster youth, internships, tutoring, Veterans, Umoja, etc.) |
| \$42,680 | \$250,000 | Donor directed interests |
| \$400,000 | \$500,000 | Unbooked Planned Gifts |
| \$3,869,264 | \$5,000,000 | TOTAL |

DATE: February 4, 2025
 TO: Board of Directors
 FROM: Eileen Hill

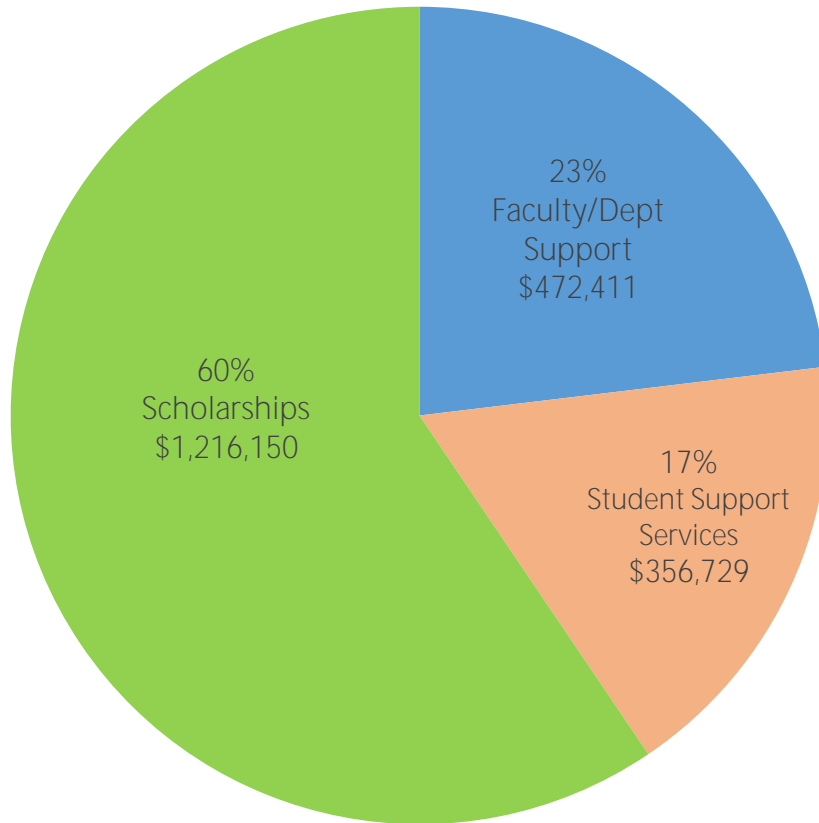
| | |
|----------------------------------|---------------------|
| July 1, 2024 to January 30, 2025 | \$ 3,469,264 |
| Outright Gifts | |
| Unbooked Revocable Planned Gifts | \$ <u>400,000</u> |
| Total | \$ 3,869,264 |

| | |
|--|--------------------------|
| 2024-25 Goal for Outright and Unbooked Revocable Planned Gifts | \$ 5,000,000 |
| Recorded Gifts 07-01-24 to 01-30-25 | |
| Anonymous (Umoja) | \$ 399,500 |
| Anonymous (Guardian Scholars) | \$ 384,500 |
| The Barbara Samper Foundation (Scholarship) | \$ 250,000 |
| Anonymous (Scholarship) | \$ 150,999 |
| Monterey Peninsula Foundation (Internship & Work Experience) | \$ 130,000 |
| James Thompson (Student Veterans, President's Circle) | \$ 102,500 |
| Richard & Theresa Crocker (Emergency Grants, President's Circle) | \$ 101,500 |
| Paul & Pat Shirley (CAP, Scholarship) | \$ 100,000 |
| Michael & Alice Chetkovich Foundation (Scholarship) | \$ 69,500 |
| Rachel Wedeen (President's Circle, WES, Scholarship) | \$ 60,658 |
| Joan Griffiths (President's Circle, WES, Nursing, Scholarship, Stroke Center) | \$ 60,511 |
| Kathryn Shephard Cowen (President's Circle, Scholarship, Student Veterans, Ethics Bowl) | \$ 51,312 |
| Julie Packard (Scholarship, President's Circle, WES) | \$ 50,000 |
| Anonymous (Scholarship) | \$ 45,000 |
| Estate of Glenn McConkey (Unrestricted) | \$ 40,103 |
| Brian & Patti Herman (WES, President's Circle) | \$ 40,000 |
| Claire Biancalana & William Kelsay (President's Circle, Scholarships) | \$ 35,753 |
| Vertical Raise Trust (Women's Volleyball, Women's Softball, Baseball) | \$ 32,804 |
| Richard & Ginny Strock (Scholarship, WES) | \$ 30,000 |
| The Sharanam Foundation (Scholarship, WES, President's Circle) | \$ 29,472 |
| Kathy & Alfred Herbermann (Welding, President's Circle) | \$ 25,000 |
| Leestma Family Foundation (Emergency Grants for Nursing) | \$ 25,000 |
| Craig Rowell & Cory Ray (Scholarship, Veterans, President's Circle) | \$ 25,000 |
| Brenda Torres (Ceramic Arts) | \$ 25,000 |
| Anonymous (Scholarship) | \$ 20,000 |
| Rick & Ruth Moe (WES & President's Circle) | \$ 20,000 |
| Miles & Rosanne Reiter (President's Circle) | \$ 20,000 |
| John Burton Advocates for Youth (JBAY) (Grant) | \$ 17,680 |
| Gifts under \$17,679 (1,096 of 1,124 total donors) | \$ 1,117,472 |
| Total Outright Gifts | \$ 3,469,264 |
| Total Unbooked Revocable Planned Gifts | \$ <u>400,000</u> |
| TOTAL | \$ 3,869,264 |

Notes: 1. For 2024-25, the Cabrillo College Foundation has been notified of seven planned gifts
 2. The cumulative unbooked revocable planned gifts total is \$29,775,868

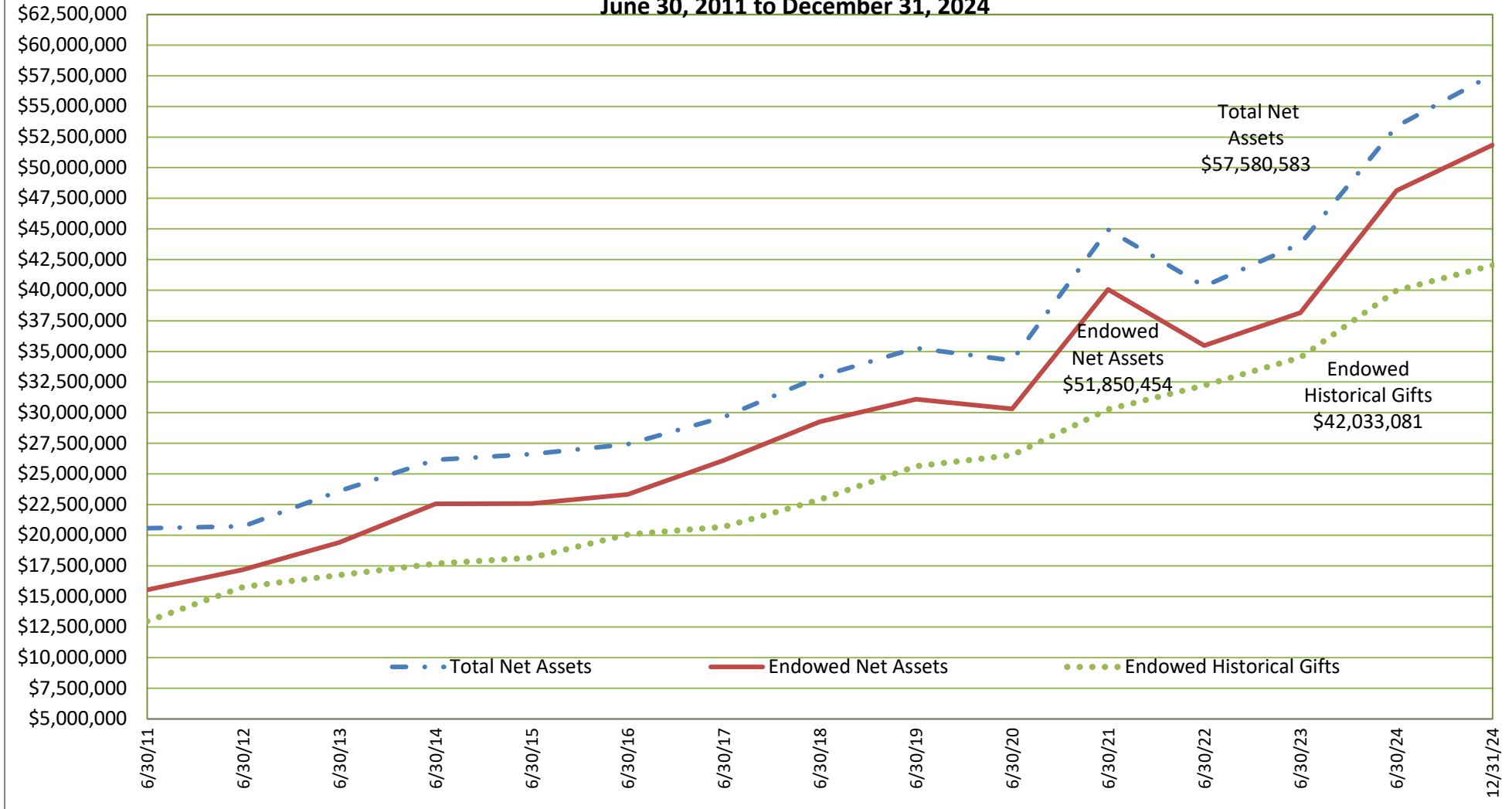
Cabrillo College FOUNDATION

**Disbursements to Cabrillo College and Students
July 1, 2024 to December 31, 2024
Total: \$2,045,290**



| | | |
|---|--------------|--------------------|
| Faculty/Department Support Allied Health, Stroke Center, Athletics, VAPA | 23% | \$472,411 |
| Student Support Services Internships, CAP, Umoja, Guardian Scholars, Peace Library | 17% | \$356,729 |
| Scholarships | 60% | \$1,216,150 |
| | TOTAL | \$2,045,290 |

**Cabrillo College Foundation
Total Net Assets, Endowed Net Assets, and Endowed Historical Gifts
June 30, 2011 to December 31, 2024**



Total Net Assets highest level was \$58,565,816 as of November 30, 2024

Endowed Net Assets highest level was \$53,162,487 as of November 30, 2024

Endowed Historical Gifts highest level was \$42,033,081 as of December 31, 2024

CABRILLO COLLEGE FOUNDATION

January 16, 2025

ASSET ALLOCATION | TOTAL PORTFOLIO

As of 12/31/2024

| | Cash & Treasury Bills | | Fixed Income | | Large Cap U.S. | | Small/Mid Cap U.S. | | Global/Developed Intl. | | Emerging Markets | | Alternatives | | Totals | |
|--|-----------------------|-------------|---------------------|--------------|---------------------|--------------|--------------------|-------------|------------------------|--------------|--------------------|-------------|--------------------|-------------|---------------------|---------------|
| Long-Term Sustainable Endowment | 2,142,007 | 4.3% | 13,208,941 | 26.3% | 18,172,986 | 36.2% | 4,237,910 | 8.5% | 8,690,041 | 17.3% | 1,887,880 | 3.8% | 1,799,012 | 3.6% | \$50,138,778 | 85.9% |
| Intermediate-Term Portfolio | 156,297 | 3.6% | 4,132,047 | 96.4% | 0 | 0.0% | 0 | 0.0% | 0 | 0.0% | 0 | 0.0% | 0 | 0.0% | \$4,288,344 | 7.3% |
| Short-Term Portfolio | 758,720 | 42.4% | 1,032,490 | 57.6% | 0 | 0.0% | 0 | 0.0% | 0 | 0.0% | 0 | 0.0% | 0 | 0.0% | \$1,791,210 | 3.1% |
| Title 3 Portfolio | 35,894 | 6.1% | 379,463 | 64.0% | 113,288 | 19.1% | 24,510 | 4.1% | 34,736 | 5.9% | 5,328 | 0.9% | 0 | 0.0% | \$593,218 | 1.0% |
| Title 5 Portfolio | 277,942 | 18.8% | 816,494 | 55.3% | 242,874 | 16.5% | 52,749 | 3.6% | 74,513 | 5.0% | 11,767 | 0.8% | 0 | 0.0% | \$1,476,341 | 2.5% |
| Gifting | 93,752 | 100.0% | 0 | 0.0% | 0 | 0.0% | 0 | 0.0% | 0 | 0.0% | 0 | 0.0% | 0 | 0.0% | \$93,752 | 0.2% |
| Totals | \$3,464,612 | 5.9% | \$19,569,435 | 33.5% | \$18,529,148 | 31.7% | \$4,315,169 | 7.4% | \$8,799,290 | 15.1% | \$1,904,975 | 3.3% | \$1,799,012 | 3.1% | \$58,381,643 | 100.0% |

PERFORMANCE | TOTAL PORTFOLIO

As of 12/31/2024

| | Allocation | | Performance | | | | |
|---|-------------------|--------------|-----------------|---------------------|--------------|-------------------|-------------------|
| | Market Value (\$) | % | Quarter to Date | Fiscal Year to Date | Year to Date | Inception to Date | Inception Date |
| Long-Term Sustainable Endowment - Gross | 50,138,778 | 85.9% | -1.5% | 4.5% | 10.7% | 13.5% | 10/31/2022 |
| <i>Long-Term Portfolio - Net</i> | | | -1.6% | 4.4% | 10.4% | 13.2% | |
| <i>5% Merrill Lynch 0-3 Month US T-Bill, 25% Bloomberg Aggregate, 70% MSCI ACWI</i> | | | -1.4% | 4.5% | 12.7% | 15.4% | |
| Intermediate-Term Portfolio - Gross | 4,288,344 | 7.3% | -0.8% | 2.8% | 3.7% | 4.2% | 11/30/2022 |
| <i>Intermediate-Term Portfolio - Net</i> | | | -0.9% | 2.6% | 3.4% | 3.9% | |
| <i>Bloomberg Gov't / Credit 1-5 Year</i> | | | -0.7% | 2.8% | 3.8% | 4.2% | |
| Short-Term Portfolio - Gross | 1,791,210 | 3.1% | 1.0% | 2.6% | 5.4% | 5.4% | 10/31/2022 |
| <i>Short-Term Portfolio - Net</i> | | | 0.9% | 2.4% | 5.1% | 5.0% | |
| <i>Merrill Lynch 0-3 Month US T-Bill</i> | | | 1.2% | 2.6% | 5.3% | 5.1% | |
| Title 3 Portfolio - Gross | 593,218 | 1.0% | -1.7% | 3.4% | 6.0% | 6.3% | 11/30/2022 |
| <i>Title 3 Portfolio - Net</i> | | | -1.8% | 3.3% | 5.8% | 6.2% | |
| <i>5% Merrill Lynch 0-3 Month US T-Bill, 65% Bloomberg Aggregate, 30% MSCI ACWI</i> | | | -2.2% | 3.1% | 6.1% | 7.1% | |
| Title 5 Portfolio - Gross | 1,476,341 | 2.5% | -1.6% | 3.6% | 6.2% | 6.4% | 11/30/2022 |
| <i>Title 5 Portfolio - Net</i> | | | -1.6% | 3.5% | 6.0% | 6.2% | |
| <i>5% Merrill Lynch 0-3 Month US T-Bill, 65% Bloomberg Aggregate, 30% MSCI ACWI</i> | | | -2.2% | 3.1% | 6.1% | 7.1% | |

Performance Summary - Annualized

CCF Long-Term Sustainable Portfolio
December 31, 2024

| | Current Market Value | Current Asset Weighting | Month To Date | Quarter To Date | Trailing 12 Months | Fiscal Year To Date | Ann. (10-31-22) Incept. To Date |
|--------------------------------|----------------------------|-------------------------------|------------------|--------------------|-----------------------|------------------------|--|
| Cash & Equivalents | \$2,676,288 | 5.34% | 0.2 | 1.0 | 5.0 | 2.4 | 4.8 |
| Fixed Income | \$12,891,684 | 25.71% | -1.2 | -2.2 | 3.0 | 2.8 | 4.6 |
| Bloomberg Aggregate | | | -1.6 | -3.1 | 1.3 | 2.0 | 4.6 |
| Equities | \$32,771,793 | 65.36% | -3.5 | -1.5 | 13.9 | 5.2 | 18.3 |
| MSCI All Country World Net | | | -2.4 | -1.0 | 17.5 | 5.6 | 20.1 |
| U.S. Equities | \$21,951,569 | 43.78% | -4.2 | 0.2 | 17.1 | 6.6 | 18.3 |
| Russell 3000 | | | -3.1 | 2.6 | 23.8 | 9.0 | 22.2 |
| Non-U.S. Equities | \$10,820,224 | 21.58% | -2.0 | -4.5 | 9.1 | 2.7 | 17.1 |
| MSCI ACWI ex-U.S. Net | | | -1.9 | -7.6 | 5.5 | -0.1 | 15.0 |
| TOTAL PUBLIC - GROSS | | | -2.7 | -1.5 | 10.9 | 4.6 | 14.2 |
| TOTAL PUBLIC - NET | \$48,339,675 | 96.41% | -2.7 | -1.6 | 10.6 | 4.5 | 13.9 |
| *Blended Benchmark | | | -2.0 | -1.4 | 12.7 | 4.5 | 15.4 |
| Private Equity | \$1,232,825 | 2.46% | -0.6 | -0.6 | 2.4 | 2.1 | -0.3 |
| Real Estate | \$566,278 | 1.13% | 0.0 | 0.1 | 6.0 | 1.4 | -3.0 |
| TOTAL PORTFOLIO - GROSS | | | -2.6 | -1.5 | 10.7 | 4.5 | 13.5 |
| TOTAL PORTFOLIO - NET | \$50,138,778 | 100.00% | -2.6 | -1.6 | 10.4 | 4.4 | 13.2 |

All asset class and sub-category performance returns are gross of account-level management fees, but net of mutual fund expenses and private equity and real estate administrative fees. Investment performance is updated multiple times each month as new information is received. Because of this, returns may vary from previously reported numbers.

All performance and market values shown exclude the value of unsupervised assets, but are inclusive of accrued interest.

*Blend: 5% Merrill Lynch 0-3 Month US Treasury Bill Index // 25% Bloomberg Aggregate // 70% MSCI ACWI

Performance Detail - Annualized



CCF Long-Term Sustainable Portfolio
December 31, 2024

| | Current Market Value | Current Asset Weighting | Month To Date | Quarter To Date | Trailing 12 Months | Fiscal Year To Date | Invmt. Incept. To Date | Invmt. Incept. Date |
|--|----------------------------|-------------------------------|------------------|--------------------|-----------------------|------------------------|------------------------------|---------------------------|
| Separately Managed Fixed Income Portfolios | | | | | | | | |
| BA Sustainable Core Fixed Income Bloomberg Aggregate | \$7,788,200 | 15.53% | -1.7 -1.6 | -3.3 -3.1 | 1.3 1.3 | 1.9 2.0 | 3.2 3.4 | 12-31-22 |
| Fixed Income Taxable Funds | | | | | | | | |
| Artisan High Income Fund | \$1,382,622 | 2.76% | -0.2 | 0.9 | 8.5 | 5.8 | 14.6 | 10-31-23 |
| Bloomberg U.S. High Yield 2% Issuer Cap | | | -0.4 | 0.2 | 8.2 | 5.5 | 14.7 | |
| Metropolitan West Unconstrained Bond Fund Bloomberg Aggregate | \$2,283,758 | 4.55% | -0.5 -1.6 | -0.6 -3.1 | 6.0 1.3 | 3.9 2.0 | 10.6 8.4 | 10-31-23 |
| Pimco Mortgage Opportunities and Bond Fund Secured Overnight Financing Rate | \$1,437,103 | 2.87% | -0.3 0.4 | -0.8 1.2 | - 5.4 | 3.1 2.6 | 5.2 4.4 | 02-29-24 |
| Separately Managed Equity Portfolios | | | | | | | | |
| BA Sustainable Growth Russell 1000 Growth | \$4,594,492 | 9.16% | -1.5 0.9 | 3.0 7.1 | 21.4 33.4 | 5.8 10.5 | 30.5 37.9 | 12-31-22 |
| BA Small Cap Growth Russell 2000 Growth | \$1,348,629 | 2.69% | -6.5 -8.2 | -1.0 1.7 | 5.8 15.2 | 5.1 10.3 | 10.1 16.9 | 12-31-22 |
| BA Small Cap Value Russell 2000 Value | \$1,339,010 | 2.67% | -8.5 -8.3 | -1.2 -1.1 | 13.7 8.1 | 9.9 9.0 | 15.7 11.3 | 12-31-22 |
| U.S. Large Cap Equity Funds | | | | | | | | |
| Parnassus Core Equity Fund S&P 500 | \$6,383,657 | 12.73% | -3.4 -2.4 | 0.3 2.4 | 18.8 25.0 | 5.9 8.4 | 20.3 24.7 | 04-30-23 |
| DFA U.S. Sustainability Core Russell 3000 | \$3,175,843 | 6.33% | -3.8 -3.1 | 2.1 2.6 | 23.2 23.8 | 9.4 9.0 | 24.7 24.4 | 04-30-23 |
| BA - Beutel Goodman Large-Cap Value Fund Russell 1000 Value | \$3,930,992 | 7.84% | -5.9 -6.8 | -5.1 -2.0 | 11.5 14.4 | 2.6 7.3 | 11.9 12.9 | 12-31-22 |
| U.S. Small/Mid Cap Equity Funds | | | | | | | | |
| Calvert Small Cap Fund Russell 2000 | \$1,421,249 | 2.83% | -7.1 -8.3 | 0.4 0.3 | 12.2 11.5 | 10.0 9.6 | 10.6 16.6 | 04-30-23 |
| Global/Developed International Funds | | | | | | | | |
| Brown Advisory Global Leaders Fund MSCI All Country World Net | \$2,311,851 | 4.61% | -2.1 -2.4 | -1.5 -1.0 | 14.1 17.5 | 4.1 5.6 | 20.0 19.8 | 12-31-22 |
| DFA International Sustainability Core 1 Portfolio MSCI World ex-U.S. Net | \$2,173,063 | 4.33% | -3.0 -2.7 | -7.6 -7.4 | 5.0 4.7 | 0.5 -0.2 | 6.8 6.5 | 04-30-23 |
| Generation IM Global Equity Fund MSCI World Net | \$1,298,336 | 2.59% | 0.0 -2.6 | -1.9 -0.2 | 11.5 18.7 | 7.2 6.2 | 16.1 19.4 | 03-31-23 |
| Hartford Schroders International Stock Fund MSCI ACWI ex-U.S. Net | \$1,438,212 | 2.87% | -1.6 -1.9 | -5.8 -7.6 | 7.5 5.5 | 0.2 -0.1 | 19.4 17.6 | 10-31-23 |
| BA WMC Japan Equity Fund Tokyo Stock Price Index (TOPIX) | \$1,468,487 | 2.93% | -2.6 -0.6 | - -4.1 | - 8.0 | - 2.6 | -2.6 -0.6 | 11-30-24 |

Performance Detail - Annualized

CCF Long-Term Sustainable Portfolio
December 31, 2024



| | Current Market Value | Current Asset Weighting | Month To Date | Quarter To Date | Trailing 12 Months | Fiscal Year To Date | Invmt. Incept. To Date | Invmt. Incept. Date |
|--|----------------------------|-------------------------------|------------------|--------------------|-----------------------|------------------------|------------------------------|---------------------------|
| Emerging Markets Funds | | | | | | | | |
| DFA Emerging Markets Sustainability Core 1 Portfolio | \$1,887,880 | 3.77% | -1.1 | -5.8 | 6.7 | 0.6 | 10.4 | 12-31-22 |
| MSCI Emerging Markets Net | | | -0.1 | -8.0 | 7.5 | 0.0 | 8.7 | |

All performance returns are gross of account-level management fees. However, mutual fund returns are net of fund expenses, and private equity and real estate are net of administrative fees. Investment performance is updated multiple times each month as new information is received. Because of this, returns may vary from previously reported numbers.
All performance returns exclude the value of unsupervised assets, but are inclusive of accrued interest.

Performance Summary - Annualized



CCF Intermediate-Term Portfolio
December 31, 2024

| | Current Market Value | Current Asset Weighting | Month To Date | Quarter To Date | Trailing 12 Months | Fiscal Year To Date | Ann. (11-30-22) Incept. To Date |
|---------------------------------|----------------------------|-------------------------------|------------------|--------------------|-----------------------|------------------------|--|
| Cash & Equivalents | \$156,297 | 3.64% | 0.3 | 1.0 | 7.7 | 2.9 | 7.0 |
| Fixed Income | \$4,132,047 | 96.36% | -0.2 | -0.8 | 3.7 | 2.8 | 4.2 |
| TOTAL - GROSS | \$4,288,344 | 100.00% | -0.1 | -0.8 | 3.7 | 2.8 | 4.2 |
| TOTAL - NET | \$4,288,344 | 100.00% | -0.1 | -0.9 | 3.4 | 2.6 | 3.9 |
| Bloomberg Gov't/Credit 1-5 Year | | | -0.1 | -0.7 | 3.8 | 2.8 | 4.2 |

All asset class and sub-category performance returns are gross of account-level management fees, but net of mutual fund expenses and private equity and real estate administrative fees. Investment performance is updated multiple times each month as new information is received. Because of this, returns may vary from previously reported numbers. All performance and market values shown exclude the value of unsupervised assets, but are inclusive of accrued interest.

Performance Detail - Annualized

CCF Intermediate-Term Portfolio
December 31, 2024



| | Current Market Value | Current Asset Weighting | Month To Date | Quarter To Date | Trailing 12 Months | Fiscal Year To Date | Invmt. Incept. To Date | Invmt. Incept. Date |
|---|----------------------------|-------------------------------|------------------|--------------------|-----------------------|------------------------|------------------------------|---------------------------|
| Separately Managed Fixed Income Portfolios | | | | | | | | |
| BA Sustainable Short Duration Strategy | \$4,132,047 | 96.36% | -0.2 | -0.8 | 3.7 | 2.8 | 4.5 | 12-31-22 |
| Bloomberg Gov't/Credit 1-5 Year | | | -0.1 | -0.7 | 3.8 | 2.8 | 4.3 | |

All performance returns are gross of account-level management fees. However, mutual fund returns are net of fund expenses, and private equity and real estate are net of administrative fees. Investment performance is updated multiple times each month as new information is received. Because of this, returns may vary from previously reported numbers. All performance returns exclude the value of unsupervised assets, but are inclusive of accrued interest.

Performance Summary - Annualized



CCF Short-Term Portfolio
December 31, 2024

| | Current Market Value | Current Asset Weighting | Month To Date | Quarter To Date | Trailing 12 Months | Fiscal Year To Date | Ann. (10-31-22) Incept. To Date |
|--|----------------------------|-------------------------------|------------------|--------------------|-----------------------|------------------------|--|
| Cash & Equivalents | \$1,791,210 | 100.00% | 0.3 | 1.0 | 5.4 | 2.6 | 5.0 |
| TOTAL - GROSS | \$1,791,210 | 100.00% | 0.3 | 1.0 | 5.4 | 2.6 | 5.4 |
| TOTAL - NET | \$1,791,210 | 100.00% | 0.3 | 0.9 | 5.1 | 2.4 | 5.0 |
| Merrill Lynch 0-3 Month US Treasury Bill Index | | | 0.4 | 1.2 | 5.3 | 2.6 | 5.1 |

All asset class and sub-category performance returns are gross of account-level management fees, but net of mutual fund expenses and private equity and real estate administrative fees. Investment performance is updated multiple times each month as new information is received. Because of this, returns may vary from previously reported numbers. All performance and market values shown exclude the value of unsupervised assets, but are inclusive of accrued interest.

Performance Summary - Annualized



CCF Title 3 Portfolio
December 31, 2024

| | Current Market Value | Current Asset Weighting | Month To Date | Quarter To Date | Trailing 12 Months | Fiscal Year To Date | Ann. (11-30-22) Incept. To Date |
|----------------------------|----------------------------|-------------------------------|------------------|--------------------|-----------------------|------------------------|--|
| Cash & Equivalents | \$35,894 | 6.05% | 0.2 | 0.9 | 5.1 | 2.3 | 6.1 |
| Fixed Income | \$379,463 | 63.97% | -0.9 | -2.2 | 2.3 | 2.8 | 2.9 |
| Bloomberg Aggregate | | | -1.6 | -3.1 | 1.3 | 2.0 | 3.0 |
| Equities | \$177,861 | 29.98% | -3.8 | -1.4 | 14.3 | 5.0 | 13.9 |
| MSCI All Country World Net | | | -2.4 | -1.0 | 17.5 | 5.6 | 16.7 |
| U.S. Equities | \$137,798 | 23.23% | -4.2 | -0.3 | 16.2 | 5.8 | 14.3 |
| Russell 3000 | | | -3.1 | 2.6 | 23.8 | 9.0 | 20.2 |
| Non-U.S. Equities | \$40,064 | 6.75% | -2.4 | -4.7 | 8.5 | 2.5 | 12.2 |
| MSCI ACWI ex-U.S. Net | | | -1.9 | -7.6 | 5.5 | -0.1 | 9.6 |
| TOTAL - GROSS | \$593,218 | 100.00% | -1.7 | -1.7 | 6.0 | 3.4 | 6.3 |
| TOTAL - NET | \$593,218 | 100.00% | -1.7 | -1.8 | 5.8 | 3.3 | 6.2 |
| *Blended Benchmark: | | | -1.8 | -2.2 | 6.1 | 3.1 | 7.1 |

All asset class and sub-category performance returns are gross of account-level management fees, but net of mutual fund expenses and private equity and real estate administrative fees. Investment performance is updated multiple times each month as new information is received. Because of this, returns may vary from previously reported numbers.

All performance and market values shown exclude the value of unsupervised assets, but are inclusive of accrued interest.

*Blend: 5% Merrill Lynch 0-3 Month US Treasury Bill Index // 65% Bloomberg Aggregate // 30% MSCI ACWI

Performance Detail - Annualized



CCF Title 3 Portfolio
December 31, 2024

| | Current Market Value | Current Asset Weighting | Month To Date | Quarter To Date | Trailing 12 Months | Fiscal Year To Date | Invmt. Incept. To Date | Invmt. Incept. Date |
|--|----------------------------|-------------------------------|------------------|--------------------|-----------------------|------------------------|------------------------------|---------------------------|
| Fixed Income Taxable Funds | | | | | | | | |
| Brown Advisory Sustainable Bond Fund | \$244,051 | 41.14% | -1.5 | -3.1 | 1.0 | 1.8 | 2.0 | 11-30-22 |
| Bloomberg Aggregate | | | -1.6 | -3.1 | 1.3 | 2.0 | 3.0 | |
| Artisan High Income Fund | \$17,585 | 2.96% | -0.2 | 0.9 | 8.5 | 5.8 | 8.5 | 12-31-23 |
| Bloomberg U.S. High Yield 2% Issuer Cap | | | -0.4 | 0.2 | 8.2 | 5.5 | 8.2 | |
| Metropolitan West Unconstrained Bond Fund | \$58,724 | 9.90% | -0.5 | -0.6 | 6.0 | 3.9 | 6.0 | 12-31-23 |
| Bloomberg Aggregate | | | -1.6 | -3.1 | 1.3 | 2.0 | 1.3 | |
| Pimco Mortgage Opportunities and Bond Fund | \$59,103 | 9.96% | -0.3 | - | - | - | 0.8 | 10-31-24 |
| Secured Overnight Financing Rate | | | 0.4 | 1.2 | 5.4 | 2.6 | 0.8 | |
| U.S. Large Cap Equity Funds | | | | | | | | |
| Brown Advisory Sustainable Growth Fund | \$34,896 | 5.88% | -1.5 | 2.9 | 20.4 | 5.4 | 24.3 | 11-30-22 |
| Russell 1000 Growth | | | 0.9 | 7.1 | 33.4 | 10.5 | 31.0 | |
| Parnassus Core Equity Fund | \$46,061 | 7.76% | -3.4 | 0.3 | 18.8 | 5.9 | 21.4 | 05-31-23 |
| S&P 500 | | | -2.4 | 2.4 | 25.0 | 8.4 | 25.9 | |
| BA - Beutel Goodman Large-Cap Value Fund | \$32,331 | 5.45% | -5.9 | -5.1 | 11.5 | 2.6 | 9.3 | 11-30-22 |
| Russell 1000 Value | | | -6.8 | -2.0 | 14.4 | 7.3 | 10.2 | |
| U.S. Small/Mid Cap Equity Funds | | | | | | | | |
| Calvert Small Cap Fund | \$24,510 | 4.13% | -7.1 | 0.4 | 12.2 | 10.0 | 14.0 | 05-31-23 |
| Russell 2000 | | | -8.3 | 0.3 | 11.5 | 9.6 | 18.3 | |
| Global/Developed International Funds | | | | | | | | |
| Brown Advisory Global Leaders Fund | \$12,300 | 2.07% | -2.1 | -1.5 | 14.1 | 4.1 | 17.1 | 11-30-22 |
| MSCI All Country World Net | | | -2.4 | -1.0 | 17.5 | 5.6 | 16.7 | |
| DFA International Sustainability Core 1 Portfolio | \$11,012 | 1.86% | -3.0 | -7.6 | 5.0 | 0.5 | 10.0 | 05-31-23 |
| MSCI World ex-U.S. Net | | | -2.7 | -7.4 | 4.7 | -0.2 | 10.0 | |
| BA WMC Japan Equity Fund | \$11,424 | 1.93% | -2.6 | - | - | - | -0.2 | 10-31-24 |
| Tokyo Stock Price Index (TOPIX) | | | -0.6 | -4.1 | 8.0 | 2.6 | 0.3 | |
| Emerging Markets Funds | | | | | | | | |
| DFA Emerging Markets Sustainability Core 1 Portfolio | \$5,328 | 0.90% | -1.1 | -5.8 | 6.7 | 0.6 | 10.4 | 05-31-23 |
| MSCI Emerging Markets Net | | | -0.1 | -8.0 | 7.5 | 0.0 | 10.3 | |

All performance returns are gross of account-level management fees. However, mutual fund returns are net of fund expenses, and private equity and real estate are net of administrative fees. Investment performance is updated multiple times each month as new information is received. Because of this, returns may vary from previously reported numbers. All performance returns exclude the value of unsupervised assets, but are inclusive of accrued interest.

Performance Summary - Annualized



CCF Title 5 Portfolio
December 31, 2024

| | Current Market Value | Current Asset Weighting | Month To Date | Quarter To Date | Trailing 12 Months | Fiscal Year To Date | Ann. (11-30-22) Incept. To Date |
|----------------------------|----------------------------|-------------------------------|------------------|--------------------|-----------------------|------------------------|--|
| Cash & Equivalents | \$277,942 | 18.83% | 0.3 | 0.7 | 4.8 | 2.1 | 4.8 |
| Fixed Income | \$816,494 | 55.31% | -0.9 | -2.2 | 2.3 | 2.8 | 2.9 |
| Bloomberg Aggregate | | | -1.6 | -3.1 | 1.3 | 2.0 | 3.0 |
| Equities | \$381,904 | 25.87% | -3.8 | -1.4 | 14.3 | 5.0 | 14.0 |
| MSCI All Country World Net | | | -2.4 | -1.0 | 17.5 | 5.6 | 16.7 |
| U.S. Equities | \$295,624 | 20.02% | -4.2 | -0.3 | 16.3 | 5.7 | 14.5 |
| Russell 3000 | | | -3.1 | 2.6 | 23.8 | 9.0 | 20.2 |
| Non-U.S. Equities | \$86,281 | 5.84% | -2.4 | -4.8 | 8.5 | 2.5 | 12.1 |
| MSCI ACWI ex-U.S. Net | | | -1.9 | -7.6 | 5.5 | -0.1 | 9.6 |
| TOTAL - GROSS | \$1,476,341 | 100.00% | -1.4 | -1.6 | 6.2 | 3.6 | 6.4 |
| TOTAL - NET | \$1,476,341 | 100.00% | -1.4 | -1.6 | 6.0 | 3.5 | 6.2 |
| *Blended Benchmark: | | | -1.8 | -2.2 | 6.1 | 3.1 | 7.1 |

All asset class and sub-category performance returns are gross of account-level management fees, but net of mutual fund expenses and private equity and real estate administrative fees. Investment performance is updated multiple times each month as new information is received. Because of this, returns may vary from previously reported numbers.

All performance and market values shown exclude the value of unsupervised assets, but are inclusive of accrued interest.

*Blend: 5% Merrill Lynch 0-3 Month US Treasury Bill Index // 65% Bloomberg Aggregate // 30% MSCI ACWI

Performance Detail - Annualized



CCF Title 5 Portfolio
December 31, 2024

| | Current Market Value | Current Asset Weighting | Month To Date | Quarter To Date | Trailing 12 Months | Fiscal Year To Date | Invmt. Incept. To Date | Invmt. Incept. Date |
|--|----------------------------|-------------------------------|------------------|--------------------|-----------------------|------------------------|------------------------------|---------------------------|
| Fixed Income Taxable Funds | | | | | | | | |
| Brown Advisory Sustainable Bond Fund | \$525,147 | 35.57% | -1.5 | -3.1 | 1.0 | 1.8 | 2.0 | 11-30-22 |
| Bloomberg Aggregate | | | -1.6 | -3.1 | 1.3 | 2.0 | 3.0 | |
| Artisan High Income Fund | \$37,804 | 2.56% | -0.2 | 0.9 | 8.5 | 5.8 | 8.5 | 12-31-23 |
| Bloomberg U.S. High Yield 2% Issuer Cap | | | -0.4 | 0.2 | 8.2 | 5.5 | 8.2 | |
| Metropolitan West Unconstrained Bond Fund | \$126,473 | 8.57% | -0.5 | -0.6 | 6.0 | 3.9 | 6.0 | 12-31-23 |
| Bloomberg Aggregate | | | -1.6 | -3.1 | 1.3 | 2.0 | 1.3 | |
| Pimco Mortgage Opportunities and Bond Fund | \$127,071 | 8.61% | -0.3 | - | - | - | 0.8 | 10-31-24 |
| Secured Overnight Financing Rate | | | 0.4 | 1.2 | 5.4 | 2.6 | 0.8 | |
| U.S. Large Cap Equity Funds | | | | | | | | |
| Brown Advisory Sustainable Growth Fund | \$74,490 | 5.05% | -1.5 | 2.9 | 20.4 | 5.4 | 24.3 | 11-30-22 |
| Russell 1000 Growth | | | 0.9 | 7.1 | 33.4 | 10.5 | 31.0 | |
| Parnassus Core Equity Fund | \$98,991 | 6.71% | -3.4 | 0.3 | 18.8 | 5.9 | 21.4 | 05-31-23 |
| S&P 500 | | | -2.4 | 2.4 | 25.0 | 8.4 | 25.9 | |
| BA - Beutel Goodman Large-Cap Value Fund | \$69,394 | 4.70% | -5.9 | -5.1 | 11.5 | 2.6 | 9.3 | 11-30-22 |
| Russell 1000 Value | | | -6.8 | -2.0 | 14.4 | 7.3 | 10.2 | |
| U.S. Small/Mid Cap Equity Funds | | | | | | | | |
| Calvert Small Cap Fund | \$52,749 | 3.57% | -7.1 | 0.4 | 12.2 | 10.0 | 14.0 | 05-31-23 |
| Russell 2000 | | | -8.3 | 0.3 | 11.5 | 9.6 | 18.3 | |
| Global/Developed International Funds | | | | | | | | |
| Brown Advisory Global Leaders Fund | \$26,447 | 1.79% | -2.1 | -1.5 | 14.1 | 4.1 | 17.1 | 11-30-22 |
| MSCI All Country World Net | | | -2.4 | -1.0 | 17.5 | 5.6 | 16.7 | |
| DFA International Sustainability Core 1 Portfolio | \$23,315 | 1.58% | -3.0 | -7.6 | 5.0 | 0.5 | 10.0 | 05-31-23 |
| MSCI World ex-U.S. Net | | | -2.7 | -7.4 | 4.7 | -0.2 | 10.0 | |
| BA WMC Japan Equity Fund | \$24,752 | 1.68% | -2.6 | - | - | - | -0.2 | 10-31-24 |
| Tokyo Stock Price Index (TOPIX) | | | -0.6 | -4.1 | 8.0 | 2.6 | 0.3 | |
| Emerging Markets Funds | | | | | | | | |
| DFA Emerging Markets Sustainability Core 1 Portfolio | \$11,767 | 0.80% | -1.1 | -5.8 | 6.7 | 0.6 | 10.4 | 05-31-23 |
| MSCI Emerging Markets Net | | | -0.1 | -8.0 | 7.5 | 0.0 | 10.3 | |

All performance returns are gross of account-level management fees. However, mutual fund returns are net of fund expenses, and private equity and real estate are net of administrative fees. Investment performance is updated multiple times each month as new information is received. Because of this, returns may vary from previously reported numbers.
All performance returns exclude the value of unsupervised assets, but are inclusive of accrued interest.

MEMORANDUM

DATE: February 4, 2025
TO: Board of Directors
FROM: Michele Bassi
SUBJECT: **Women's Educational Success (WES)**

WES grants are a critical resource for faculty on campus, empowering them to send a lifeline to a struggling student. This year a total of **\$125,000** will be given out to students in need by the end of the 2024-25 academic year. **Since the program's inception in 1997, we have awarded over \$1.1 million to nearly 2,500 students.**

Thanks to the WES Co-chairs, Angie McClellan and Peggy Flynn, and our committee of Best Friends, we had our most stellar year of fundraising for WES to date: **\$321,395 was raised from 524 donors**, about \$36,000 more than what was raised in 2023!

We were fortunate that the Wedeen Hammer Locatelli Group at Morgan Stanley partnered with the Sharanam Foundation to give a matching grant that inspired donors to increase their support and give gifts of \$250 or more.

Cynthia Druley has joined Peggy Flynn as our newest committee co-chair, and we'll begin planning the 2025 campaign in late February.



Lenada is a Human Services major at Cabrillo College and is part of our Rising Scholars program. WES provided the support she needed to stay in school and she recently shared her gratitude with the Foundation:

During my time at Cabrillo College, I have been displaced from a stable home with my 6-year-old daughter, Navalyah. We were placed into an emergency women and children shelter in Watsonville, which allowed me and my daughter to finish the rest of our school year in a safe and healthy environment.

The WES grant helped us too. I was able to stock up on school supplies and buy what I needed to stay at home on Friday and Saturday, so I don't have to bring my daughter all day to the tutoring center. I can breathe for the first time in what seems like forever. From the bottom of my heart, thank you so much to the donors and foundation for this Women's Educational Success Grant.

MEMORANDUM

DATE: February 4, 2025
TO: Board of Directors
FROM: Vance Landis
SUBJECT: **President's Circle Campaign**

2024-25 President's Circle Campaign

Mike Allard and William Ow are co-chairs of the 2024-25 President's Circle Committee. As of February 4, 2025:

- \$491,303 has been raised
- 211 members
 - 22 NEW members
 - 18 renewing donors increased their support this year

William Ow has graciously offered to host a special reception for new and prospective President's Circle members in the Old Wrigley Building on February 20th from 5:30-7:00pm. Guests will have the opportunity to learn more about Cabrillo, mingle with committee members and meet President Matt Wetstein. Invitations will be mailed and emailed soon.

President's Circle Events

President's Level (\$1,000+)

| | |
|---|------------------|
| Reception and Cabrillo Stage Summer Musical | July 20, 2025 |
| President's Holiday Reception | December 5, 2025 |

President's Plus Level (\$1,500+)

| | |
|---|----------------|
| Tapas with Teachers: flash lectures by Cabrillo Faculty | April 23, 2025 |
|---|----------------|

Director Level (\$2,500+)

| | |
|---------------------------|--------------|
| Culinary Student Showcase | May 15, 2025 |
|---------------------------|--------------|

Trustee Level (\$5,000+)

| | |
|---|---------------|
| Campus Art Tour and Lunch at the Sesnon House | April 9, 2025 |
|---|---------------|

Benefactor level (\$10,000+)

| | |
|--|-------------|
| Dinner at the home of Karen Cogswell and John Maenchen | August 2025 |
|--|-------------|

Luminary Level (\$15,000+)

| | |
|-------------------------------|-------------|
| Horticulture Harvest and Tour | May 2, 2025 |
|-------------------------------|-------------|

MEMORANDUM

DATE: February 4, 2025
TO: Board of Directors
FROM: Sesario Escoto
SUBJECT: **Cabrillo Advancement Program (CAP) Update**

BACKGROUND

The Cabrillo Advancement Program (CAP) is a scholarship and support program designed to increase the academic success of high risk, low income students and to support their preparation for attending college. CAP includes over 350 participants in 12 schools throughout Santa Cruz County. CAP scholars are selected through a competitive process open to students who qualify for free or reduced lunches.

Beginning with the first year of middle school and continuing through high school, CAP students receive after-school tutoring and participate in counseling and extra-curricular activities that sustain their commitment to preparing for college. Students who complete CAP receive \$3,000 in scholarships upon high school graduation for their first and second year at Cabrillo.

CAP CEREMONY

Seventy new sixth grader are currently being selected and we will be celebrating the students and their families at the **CAP Ceremony on Tuesday, March 11th from 6-8pm at the Crocker Theater**. This year will be the first graduating class from Branciforte Middle School, which was added to the CAP program in 2018.

We will be recognizing and hearing from **Soledad Sosa Fuentes**, who started the CAP program in 2009. She attended Cabrillo College, where she studied Math and gained early experience in supporting her peers as a math tutor, a CAP tutor, and a STEM Coach for first-generation college students. She later earned a Master's degree in Counseling with an emphasis in College Counseling and Student Services from California State University, Northridge. Soledad is a first-generation professional, currently serving as the Outreach Coordinator at Monterey Peninsula College and as an Associate Therapist with Luminarias Institute Inc



SCHOLARSHIPS

- 1. CAP Scholarships: \$1,500 per student (29)**
For CAP students who complete the CAP program, graduate from high school and attend Cabrillo no later than one academic year after graduation. Students must be enrolled in 12+ units at Cabrillo to receive the full scholarship award.
- 2. Barbara Samper CAP Four-year Scholarships: \$1,000 for select students (10)**
For CAP students who graduate from high school and go directly to a four-year college. Proof of enrollment is required.
- 3. Barbara Samper CAP Second Year Scholarships: \$1,500 per student (12)**
For CAP students who have completed 24 units at Cabrillo in the prior 12 months. Students must be enrolled in 12+ units at Cabrillo to receive the full scholarship award.
- 4. CAP Transfer Scholarships: \$1,000 - \$2,500 for select students (2)**
For Cabrillo students transferring to four-year colleges.

Cabrillo Advancement Program AWARDS CEREMONY 2025



Cabrillo College
FOUNDATION



Cabrillo College 1959



La Fundación de Cabrillo College y
Cabrillo College lo invitan a asistir a la

Ceremonia Anual de Reconocimiento del Cabrillo Advancement Program (CAP)

Martes, 11 de Marzo de 2025
6:00 Recepción
6:30 Ceremonia
Teatro Crocker de Cabrillo College

Por favor confirme su asistencia a más tardar el 25 de Febrero
Oficina de CAP **831-479-6526** o jalopez@cabrillo.edu

The Cabrillo College Foundation and
Cabrillo College invite you to attend

The 31st Annual Cabrillo Advancement Program (CAP) Awards Ceremony

Tuesday, March 11, 2025
6:00 pm Reception
6:30 pm Ceremony
Cabrillo College Crocker Theater

Please RSVP by February 25
CAP Office **831-479-6526** or jalopez@cabrillo.edu

Reconocimiento Especial de un Exalumno de CAP, Soledad Sosa Fuentes

Soledad inició el programa CAP en 2009 en la escuela secundaria Mission Hill Middle School. Continuó su plan educativa en Cabrillo College, donde estudió matemáticas y adquirió experiencia temprana apoyando a sus compañeros como tutor de matemáticas, tutor de CAP en Mission Hill Middle School y entrenadora de STEM (Ciencia, Tecnología, Ingeniería, Matemáticas) para estudiantes universitarios de primera generación. Posteriormente obtuvo una Maestría en Consejería con énfasis en Consejería Universitaria y Servicios Estudiantiles de la Universidad Estatal de California, Northridge. Soledad es una profesional de primera generación. Hoy día se desempeña como Coordinador de Alcance en Monterey Peninsula College y como Terapeuta Asociada del Instituto Luminarias Inc.

Special Recognition of CAP Alumnus, Soledad Sosa Fuentes

Soledad started the CAP program in 2009 at Mission Hill Middle School. She continued her educational journey at Cabrillo College, where she studied Math and gained early experience in supporting her peers as a math tutor, a CAP tutor at Mission Hill Middle School, and a STEM Coach for first-generation college students. She later earned a Master's degree in Counseling with an emphasis in College Counseling and Student Services from California State University, Northridge. Soledad is a first-generation professional, currently serving as the Outreach Coordinator at Monterey Peninsula College and as an Associate Therapist with Luminarias Institute Inc.



MEMORANDUM

DATE: February 4, 2025
TO: Board of Directors
FROM: Claire Biancalana
SUBJECT: Scholarship Program

Our annual year-end scholarship solicitation letters were mailed to over 500 donors before the holiday break in December. Committee members added personal notes to the letters for some of our scholarship donors, thanking them for their support. Student thank you letters were included with many of the scholarship solicitations. **As of February 4, we have received nearly \$240,000 in scholarship support from 119 donors in response to this mailing.**

Scholarship committee members serve as community ambassadors for our scholarship program. Committee members include: Rachael Spencer (Chair), Claire Biancalana, Jess Brown, Ceil Cirillo, Virginia Coe, Karen Cogswell, Kathryn Cowan, Linda Downing, Adele Miller, Corinne Miller, Cory Ray, Dan Rothwell, Julie Thiebaut, Rachel Wedeen and Jill Wilson

I am truly honored and ecstatic to find out I was awarded this generous donation.

Receiving this scholarship has brought great relief and financial support to continue my engineering education. It has motivated me. Being a Latina woman in engineering has its barriers, but knowing I have the support of generous people like you pushed me to work harder and excel in my education.

I am currently majoring in civil engineering and soon to be graduating from Cabrillo College in Spring 2025. I hope to transfer to San Jose State University and receive my bachelor's in civil engineering. I aspire to one day come back to Santa Cruz County and work for my community. I want to come back to Cabrillo College and be able to support young women pursuing their dream of becoming engineers, as you have done for me.

Thank you for your generosity and commitment to helping Latina Women in Engineering.

-Janine R.
2024 Women in Engineering Endowed Scholarship Recipient



MEMORANDUM

DATE: February 4, 2025
TO: Board of Directors
FROM: Ron Sekkel
SUBJECT: Faculty and Staff Grants

Faculty and Staff Grants

Cabrillo College Foundation has three grant programs to support Cabrillo College faculty:

- 1. Faculty Grants for Student Success: \$110,058 awarded**
- 2. Crocker Endowment Grants: \$23,727 awarded**
 - Crocker Nursing Endowment Grants
 - Crocker Dental Hygiene Endowment Grants
 - Crocker VAPA Endowment Grants
 - Crocker Campus-Wide Endowment Grants
- 3. Engineering and Applied Science Endowment: \$8,920 (will be awarded in the coming months)**

Crocker Endowment selections were made in late October, and in November, a committee of Foundation Board Members, Cabrillo faculty, and community members reviewed proposals and selected recipients for Faculty Grants for Student Success.

This year, we are pleased to be able to award special funding that was available to use at Matt Wetstein's discretion. While we're not able to offer this type of funding every year, we're delighted to fund seven additional proposals, totaling \$45,000 in grant funds.

This year the Cabrillo Foundation awarded a total of **\$178,080 to date** to Cabrillo staff and faculty to enhance student learning and increase student success.

A list of 2024-25 funded projects is attached, which includes proposals funded by the ASCC Student Senate Endowment.

The Faculty and Staff Grant Awards Reception was held on Thursday, January 30th at the Sesnon House and 101 guests attended. The award recipients had the opportunity to speak about their projects and the impact the projects will have on Cabrillo students.

Current committee members include: Cherie Barkey, Owen Brown, Linda Downing, Les Forester, Jan Furman, Mary Gaukel, Omar Gonzalez-Benitez, Inga Gonzalez Moses, Francisco Iniguez, Tobin Keller, Diane Koenig, Rick Li Fo Sjoe, Gun Ruder, Ana Ruiz, Spenser Russell, David Schwartz, Ron Sekkel



2024 Faculty and Staff Awarded Projects

Erica Bailey, VAPA

Taking the Tool Room Checkout System Digital: \$1,595.85

Matt Blostein, VAPA

Sound Effects Library Access for MTRA Students: \$3,999.00

Matt Blostein, VAPA

Tube Microphone for MTRA Program: \$5,000.00

Alexandria Bordas, BELA

Digital Upgrade: \$4,700.00

Celia Brezner, HAWK

APE Weight Room Treadmill: \$5,500.00

Mirella Brokaw, HAWK

Flashcard and Escape room games for Nursing Students in the Clinical Post Conference Setting- Break Out RN: \$1,500.00

Binh Cheung, NAS

21st Century Welders: \$8,251.85

Sam Clarkson, VAPA

Studio accessibility enhancement: \$2,790.06

Daniel De La Cruz, NAS

TX1 Ultimate Digital Forensics Kit: \$7,639.29

Katie Dowling, Student Services

Staying on the Path with Effective Long-Term Contraception: \$3,000.00

William (Skip) Epperson, VAPA

Piano Accompanist Artist Fee: \$ 960.00

William(Skip) Epperson, VAPA

Sony VPL-FHZ131L/W 13,000-Lumen WUXGA Laser 3LCD Projector: \$16,537.00

William(Skip) Epperson, VAPA

Video Camera operator to support TA21 Acting for the Camera class: \$1,040.00

Carlos E Figueroa, NAS

E/m tube replacement: \$5,181.54

Shirley Flores, HASS

Funding request for Reyna Grande visit/books: \$3,500.00

Adrienne Frisbee, NAS

Anatomy lab supplies: \$ 708.33

Skye Gentile, HASS

Spring Fling, Student Showcases, and Nonverbal Museum: \$3,258.70

Lorena Gonzalez, HASS

Materials for the Watsonville Campus ECE Curriculum Classes: \$2,969.54

Nicky Hughes, NAS

Horticulture landscape: Plant learning signage: \$1,701.00

Francisco Jimenez, NAS

Expanding Access to Interactive Learning with Classroom Chromebooks: \$1,888.96

Francisco Jimenez, NAS

More Quantitative and Cost-effective Chem 3 Labs with Reduced Waste: \$1,824.78

David King, VAPA

Sound for 1117 Dance Studio Classroom: \$ 799.98

Sophie Lastra, VAPA

The Alpine Kiln Repair Project: \$ 748.45

Elk Latham, VAPA

Crocker Theater Sound reinforcement upgrade: \$ 2,976.21

Heather Lawler, HAWK

Dental Palpation Simulator: \$4,499.00

Lesley Loudon, VAPA

Video Accessories for New AS-T in Film/Video Degree/Certificate Students: \$4,010.34

Scott Masik, HAWK

Operation Play Ball!-Baseball & Softball Field Tarps: \$17,087.52

Monica Mendenhall, Student Services

Chefs in the NEST: \$1,800.00

Oli Mohammadi, HASS

Creating inclusive lectures that cultivate a sense of belonging.: \$ 216.00

Andrea Mollenauer, HASS

Culinary Arts Department Café Operations Expansion: \$6,800.00

Richard Nolthenius, NAS

Astrophotography Computer-controlled Mount: \$1,000.00

Dave Osland, NAS

Welding Fabrication Bender: \$4,921.00

Sofia Ramirez G, Student Services

5th Grade Experience: \$2,000.00

2024 Faculty and Staff Awarded Projects

Beverly Rayner, VAPA

Track light fixtures and bulbs: \$ 616.98

Beverly Rayner, VAPA

Purchase new projector: \$2,193.90

Beverly Rayner, VAPA

Purchase Specialized board cutter: \$ 627.63

Sarah Reinhard, HASS

Biopsychology Lab Equipment: \$2,930.00

Gail Ritchie Bobeda, VAPA

Specialty decorating tools for the ceramics program: \$ 570.99

Jonathan Sandoval, HAWK

MA Skills Lab - EKG Equipment: \$4,383.79

Steven Schloemer, VAPA

"Upgrading Safety in the VAPA Power Tool Room via a new Saw Stop Table Saw": \$5,005.00

Yves Tan, NAS

Spectrophotometers and Gel Electrophoresis for Biology Labs:
\$7,230.46

Clare Taylor, NAS

Teaching Microscope for Horticulture: \$8,000.00

Natalie Vanoli, HAWK

Ergonomic Clinician Stools: \$8,496.00

Natalie Vanoli, HAWK

Educational Camera for Clinical Instruction: \$4,866.18

Devin Walker, Student Services

Umoja Global Program: History and Identity in Ghana:
\$10,000.00

Sally Weiss, HAWK

Storytelling Technical support: \$1,550.00

Gina Westjohn, Student Services

Equipment to enhance client/patient confidentiality meet
HIPAA regulations: \$2,500.00

Jenna Zeller, HAWK

Preparing for Nursing Simulation Accreditation: \$4,100.00

Lucia Znamirowski & Tobin Keller, VAPA

Epson Archival Large-Format Scanner: \$5,088.11

MEMORANDUM

DATE: February 3, 2025
TO: Board of Directors
FROM: Eileen Hill
SUBJECT: Planned Giving/Heritage Club

Planned giving is critical to the long-term financial health of the foundation. Donors who include Cabrillo College in their estate plans help ensure our mission continues beyond their lifetime. Those who inform us of a planned gift are invited to be a part of our Heritage Club.

We currently have 128 Heritage Club members and are inviting them to an annual lunch at the Sesnon House on March 12, 2025. This gathering gives us the chance to keep members updated and connected to the college.

We have been tracking unbooked planned gifts since 2003 and include the amount that donors estimate they will be leaving for Cabrillo. We have 47 donors currently listed leaving a cumulative amount of approximately \$29M.

In three major mailings throughout the year, we ask donors to let us know if they are leaving Cabrillo in their estate plans. Once we learn of a donor's intent, we follow up to understand their connection to Cabrillo, their philanthropic interests, give them instructions on how to word their trust documents, and invite them to create a Memorandum of Charitable Intent (MOCI) for our records.

Attachments:

- Next Steps for including Cabrillo in your Estate Plans
- Samples of our Memorandum of Charitable Intent (MOCI)
- Heritage Club Member List

LEGACY GIVING: PETER WEBER AND VICTOR RUDER



The Cabrillo College Foundation is honored to have received an estate gift from Peter Weber and Victor Ruder to support scholarships for students in STEM. Both Peter, a hero of the Vietnam War and Victor, an optimist overcoming the challenges of cerebral palsy, valued education.

Victor and Peter wanted to help open doors for others, especially students at Cabrillo. Their legacy will live on through generations of students who will be helped through this kind gift.

NEXT STEPS FOR INCLUDING CABRILLO COLLEGE FOUNDATION IN YOUR ESTATE PLANS

Thank you for your interest in including Cabrillo College Foundation in your estate plans. It is an honor to be a part of making sure that your estate plans are executed as you wish and we are so grateful to you for supporting our students with this potential legacy gift. A gift to Cabrillo provides huge opportunities for students that otherwise might not be able to attend college and we are grateful to you for supporting their dreams. As you know, education has a ripple effect in our society. One drop can initiate a cascade of possibility, each concentric circle gaining in size and traveling further. Your generosity will make an impact on both individual students and our larger community for years to come.

1) UPDATE YOUR WILL OR TRUST

Your estate gift can be given specifically to support scholarships, programs, or the greatest areas of need. In your estate plans you can specify that you want the beneficiary to be the "Cabrillo College Foundation, a 501(c)(3) nonprofit organization (tax id #94-6121953) the sum of \$_____ OR the following described property _____ OR _____% of the residue of my estate to be directed as described in the memorandum of charitable intent on file with the organization"

2) COMPLETE A MEMORANDUM OF CHARITABLE INTENT (MOCI)

A MOCI at the Cabrillo College Foundation will outline details of the intent of your gift. A MOCI can be updated at any time by the donor. A MOCI is useful to those donors who would like to be very specific with their gift and how the funds are allocated. A MOCI can also outline if you would like your gift to be a permanent endowment or a non-endowed gift. A permanent endowment spends the earnings each year and may be named in your honor or in honor of a loved one. Endowments ensure that your gift will have an impact on students in perpetuity. All estate gifts have a 5% gift fee.

3) HERITAGE CLUB MEMBERSHIP [optional]

Those who support Cabrillo College in their estate plans are honored members of the Cabrillo College Foundation Heritage Club. We list the members on our Heritage Club donor wall in the Sesnon House and Heritage Club members are invited to campus events throughout the year. Please let us know if you would like to be listed as one of our valued donors who has left a legacy at Cabrillo College.

4) PROVIDE COPY OF PAGE OF TRUST [optional]

Some donors provide a copy of the page of their trust which includes the Cabrillo College Foundation. It allows us to review the page(s) of the trust pertinent to Cabrillo College so that we can carry out your intentions and have documentation to keep on file.

Cabrillo College Foundation
DRAFT MEMORANDUM OF CHARITABLE INTENT
For charitable distributions from the estate of
JOHN SMITH
1/1/2017

The purpose of this Memorandum of Charitable Intent is to serve as a guide to the Cabrillo College Foundation in carrying out the philanthropic objectives of John Smith.

John Smith has stated that funds distributed from his estate to the Cabrillo College Foundation will be divided as follows:

25% to Women’s Educational Success (WES) Endowment – a permanent endowed fund to support Cabrillo students with emergency cash grants.

25% to President’s Circle Endowment – a permanent endowed fund to support Foundation operations and enable the Foundation to offer scholarships to students, provide support for student services, college programs and department support, and educate the community’s workforce.

50% to Tutoring Endowment – a permanent endowed fund to support the cost of tutoring and the coordination related to tutoring for Cabrillo students.

Cabrillo College Foundation Policies

Endowed funds are invested with other endowed assets and administered according to the investment and spending policies set by the Cabrillo College Foundation board of directors. The spending policy has a target total return of 7.0% representing 1.5% consumer price index, 1.5% management fee and 4.0% distribution rate calculated over a trailing 12 quarter period. The distribution will be only for endowment funds with a value of 80% or greater than the historical gift value.

The Cabrillo College Foundation meets all standards according to the Uniform Prudent Management of Institutional Funds Act (UPMIFA) governing fiduciary responsibility. The foundation complies with this responsibility by completing the following: prepares a written Statement of Investment Guidelines; develops a Spending Policy; performs due-diligence on investment option; diversifies the assets with "Prudent Experts"; evaluates plan performance to objectives; and continues to evaluate the foundation's investments through changing financial markets.

Earnings on permanently restricted and temporarily restricted assets will be temporarily restricted. Investment earnings and losses, net of investment and management fees, on permanently restricted funds are to be used for the stated intention of those permanently restricted funds.

If it is found that all or part of the income from this fund is no longer needed for the purpose stated, then such gift may be used for other purposes as determined by the Board of Directors, giving special consideration to the interest as evidenced by the criteria of the fund. A 5% gift fee is assessed on all planned gifts and gifts over \$15,000.

Donors’ Review and Confirmation

I have reviewed this Memorandum of Charitable Intent (MOCI) and confirm that it reflects my wishes. I understand that I have the right to update this MOCI at any time. This MOCI does not constitute a commitment to provide for Cabrillo College Foundation in my estate plan, as my estate plan may be amended, changed, and updated at any time. The MOCI applies to any gifts we do choose to make to Cabrillo College Foundation in my estate plan.

John Smith

Date

Cabrillo College Foundation

HERITAGE CLUB

Updated 11-26-24

The Heritage Club honors those who have included a gift to Cabrillo College in their estate plans. Though Cabrillo does not have to be notified of a bequest, it is useful for planning purposes to know that a gift is anticipated. It is often helpful to discuss with donors in advance both the structuring of a gift and whether it will achieve the donors' goals. Additionally, we like to acknowledge the generosity of donors who remember Cabrillo in their wills.

Cornelia S. Ackley
Dick and Lani Adams
Robert Agrella
Martha Ainsworth
Fran Anderson
Anonymous Donors
Dr. Werner Barasch
Tila Bañuelos
Sharon Barrett
Greta Bell
Colleen Berlin-Timmons
Carol F. Berman
Charles and Lil Blakely
Jack and Helen Boone
Patricia Bowden
Janice Bremis
Barbara Briley
Sue Broadston
Douglas and Leslie Brown
Jahdo Brown
Jess and *Laura Brown*
Owen Brown and Mary Akin
Stephen W. Brown
John and Linda Burroughs
Lynne and *John Caldwell*
Max and Marion Caldwell
Mary Frances Callantine
Al and Robert Castagnola
Mark Chambers-Bray
Frederick Chen, M.D.
Ceil Cirillo
Susan Clow
Karen Cogswell and John Maenchen
Joan Cook
George W. Couch III
Kathryn Cowan and *Paul Shephard*
Diane Craddock
Richard and Theresa Crocker
Fern Cruz
Mary Cunningham and Bart Kent
Wally Dale
Betty Dalziel
James and Jean Davidson
Marshall G. and Sabrina Delk
Darryl Dill and Marilyn Potash
Michelle Donohue-Mendoza and Graciano Mendoza
Nancy Drinkard
Lee and Emily Duffus
Merritt S. Duncan
Benjamin and Janice Dunn
Steve Evers
Cynthia S. T. FitzGerald
Marguerite Fling
Peggy Flynn
Elizabeth Foster
Rocky and Judy Franich
Lawrence M. Friedman and Thomas E. Ellison
Denise Gallant and Kevin Monahan
Jim and Lynda Gentry
Maria Gitin Torres
Jim and Dolores Graefe
Nancy Gregg
Jane Gregorius
Angelo and Beverly Grova
Ken Haber
Dorothy A. Hale
Linda G. Halloran
M. C. Haman
Brad and Teri Handzel
Herrick and Julie Hanks
Richard and DeAnne Hart
Harry Held
Brian and Patti Herman
Bette and Joseph Hirsch
Josephine Holohan
David and Katharine Hopkins
Marilyn L. Horjes
Sheila R. Hough
John Hurd
Harold A. Hyde
Helen Irwin
Millard and Elizabeth Irwin
Roger Janow
Erik and Judy Johnson
Harland and Therese Johnson
Walter Francis Johnson
Evelyn Kaslow
Peggy Swenson Kaysen
Ragnhild B. Kemme
Brian King
Richard and Diane Klein
Leola Lapidés and Bob Katz
James and Velma Leask
Robert Leet-Corday
Lionel and Catherine Lenox
Albert Leoni
Hayley Leventhal
Paul and *Anne Levin*
Jocelyn Levy
Les and Jeane Ley
Norman Lezin
Martha A. Lipsanen
Bailey and Josie Little
Wm. F. and Terry Locke-Paddon
Robert and Janet Lockwood
Susan Lonnblad
Nancy Loshkajian
L. Rod Lundquist
Sandy Lydon
Richard Daggett Lynde
Emily Maloney
Gerry Mandel
Dave and Carol Mann
Patrick and Jules Martin
Joseph and Jean Marvin
Dan and Stephanie Mathews
Sloan McCormick
Joseph McGarry
Fred and Linda McPherson
Louella Mehne
Richard and Yedida Merrill
Karl and Joan Mertz
Norah and David Miller
Glenn and Rachele Millhauser
Katharine P. Minott
Rick and Ruth Moe
Charles Mons and Jan Ledoux
John F. Morgan
Elliott and Trudy Mozée
Lloyd Nattkemper
Elice E. Neubauer
Amy Newell
Garrett C. and Ruth Nichols
Carol Moore Notaras
Christopher Nutley
Anne and Daniel Oliver
Dale O'Rourke
Zoe Ann Orr
Joseph Padula
Helen and Fred Palmer
Mary Ann Parker
Rena Perlino
Dorothy Perry
John and Norma Petersen
Thomas and Deborah Peterson
Dinah Phillips and Gail Groves
Mary Polo
Richard and Alyce Prudden
Vera Pulido
Edward and Alpeda P. Rampone
Mickey and Elaine Rebecchi
Rowland and Pat Rebele
Gary Reece
Irma Rhodes
Bud and Lisa Rice
Esther L. Rice
John A. and Mary Barrins Roberts
Bernice Robertson
Dr. J. Arthur and Iris Rodgers
Anna Sophia Ruiz
Erica Schilling
Ben Schneider
Seeds of Tomorrow – Cat Steele
Daphne Sgarlato
Elinor and Keith Shaffer
Madeleine Silber
Melinda and Thomas Silverstein
Alan and Phyllis Simpkins
Dale and Kathie Sinor
Mr. Robert C. Slawinski
Alan J. and Barbara M. Smith
Gertrude Snibley
Tom Sourisseau
Alan Souza
Rachael Spencer and Kevin Rooney
Mr. and Mrs. Jerald Spodick
Carl Stancil
John Stenovich
Jack and Wendy Stevens
David Stier
Robert and Frances Swenson
Marcela Tavantzis and Jesse Plasencia

Julie Thiebaut
Tibbetts Ellis Family Trust
Al and Barbara Tosta
Vermont Triebig
Margo Trombetta
Donna and Rod Trombly
Johna and Lee Vanderpool
Miguel Vasquez, M.D. and *Ann Carroll, M.D.*
Edith Waddell
Mary Altier Walker and John Walker
Jane Walton
Jean Walton Wolff
Peter Weber and Victor Ruder
Rachel Wedeen
Alice Weisenberger
Evans Whitaker and Deborah Bronstein
Lura White
Theo Wierdsma and Julie Hamilton Wierdsma
Wm. and P. A. Winterhalder
Gladys Wishard
Georgina Wong
Abby Young
Floyd and Millie Younger
Sharon Younger
Alice Zecher

MEMORANDUM

DATE: February 4, 2025
TO: Board of Directors
FROM: Patrick Andrews
SUBJECT: 2025-26 Budget Timeline

The following is the schedule for the 2025-26 Cabrillo College Foundation budget process:

| | |
|--------------------------|---|
| Week of January 6, 2025 | Patrick Andrews begins requesting and collecting information for the 2025-26 budget |
| Week of January 21, 2025 | Eileen Hill and Patrick Andrews to review information and determine if further information is needed |
| January 28, 2025 | Eileen Hill and Patrick Andrews meet to compare prior year trends to 2024-25 plan |
| February 18, 2025 | Patrick Andrews provides Eileen Hill with draft of 2025-26 Budget. Eileen Hill reviews, recommends changes and approves final 2025-26 |
| March 26, 2025 | Send recommended Budget to Finance and Investment Committee |
| April 3, 2025 | Finance and Investment Committee reviews 2025-26 Budget and makes recommendation to Executive Committee |
| April 17, 2025 | Send recommended Budget to Executive Committee |
| April 24, 2025 | Executive Committee reviews 2025-26 Budget and makes recommendations to Board of Directors |
| May 6, 2025 | Send recommended Budget to Board of Directors |
| May 13, 2025 | Board of Directors approves 2025-26 Budget |

2024-25 Cabrillo College Foundation Committee Meetings and Events July 1, 2024 - June 30, 2025

Updated 2/3/2025

| | | | |
|--|--|---|---|
| <p><u>BOARD OF DIRECTORS</u> <i>Tuesdays, 12:00-2:00 pm</i></p> <p>New Member Orientation August 27, 2024 2:00 -4:00 pm</p> <p>Meetings: September 10, 2024 (4:00 pm - 6:00 pm) November 12, 2024 February 11, 2025 (Watsonville Center) May 13, 2025</p> <p><u>AUDIT</u> <i>10:00-11:00 am</i> October 8, 2024</p> <p><u>EXECUTIVE</u> <i>9:00-10:00 am</i> August 26, 2024 (11:00 am – 12:30 pm) October 24, 2024 January 30, 2025 April 24, 2025 (9:00 – 10:30 am)</p> <p><u>FINANCE AND INVESTMENT</u> <i>9:00-10:30 am</i> August 19, 2024 (10:00 - 11:00 am) October 17, 2024 January 16, 2025 April 3, 2025</p> | <p><u>FACULTY GRANTS</u> November 22, 2024 2:00 - 4:00 pm</p> <p><u>NOMINATING</u></p> <p><u>PRESIDENT'S CIRCLE</u> September 17, 2024 4:00 - 5:30 pm (kick-off party)</p> <p>October 14, 2024 (packet pick up)</p> <p>Spring, 2025 TBD 5:00 pm – 7:00 pm (wrap-up party)</p> <p><u>WOMEN'S EDUCATIONAL SUCCESS (WES)</u> September 13, 2024 12:00 pm – 1:00 pm (Luncheon) Samper Recital Hall</p> <p><u>SCHOLARSHIP</u> November 15, 2024 10:00 am - 11:00am Seson House</p> <p><u>CABRILLO ADVANCEMENT PROGRAM</u> Spring 2025</p> <p><u>VETERANS</u> September 24, 2024 9:00 am - 10:00 am Horticulture Center</p> | <p><u>EXCLUSIVE EVENTS FOR PRESIDENT'S CIRCLE MEMBERS</u></p> <p>Cabrillo Stage Play and PC Reception <i>\$1,000+ Members</i> July 21, 2024 12:30 pm Seson House</p> <p>Tapas with Teachers <i>\$1,500+ Members</i> April 23, 2025 5:30 - 7:30 pm</p> <p>Culinary Student Showcase <i>\$2,500+ Members</i> May 15, 2025 6:00 - 9:00 pm</p> <p>Campus Art Tour and Reception <i>\$5,000 + Members</i> April 9, 2025</p> <p>Dinner at the home of a Foundation supporter <i>\$10,000+ Members</i> Summer 2025 TBD</p> <p>Horticulture Harvest and Tour <i>\$15,000+ Members</i> May 2, 2025</p> <p><i>Next fiscal year</i></p> <p>Cabrillo Stage Play and PC Reception <i>\$1,000+ Members</i> July 20, 2025 12:30 pm Seson House</p> | <p><u>EVENT DATES</u></p> <p>Retiree Happy Hour October 15, 2024 4:00 pm – 6:00 pm</p> <p>President's Holiday Party December 6, 2024 5:00 PM</p> <p>Faculty and Staff Grants Awards January 30, 2025 4:00 pm – 6:00 pm</p> <p>Cabrillo Advancement Program (CAP) Ceremony March 11, 2025 6:00 pm</p> <p>Heritage Club Lunch March 12, 2025 12:00 pm – 1:00 pm</p> <p>American Dream Scholarship Ceremony May 2025 TBD 4:00 - 5:00 pm</p> |
|--|--|---|---|

BOARD OF DIRECTORS

Rob Allen
 Pegi Ard
 Blanca Baltazar-Sabbah,
 VP Student Services
 Michele Bassi, Vice
 President
 Claire Biancalana
 Karen Cogswell, CFO
 Freny Cooper
 Kathryn Cowan
 Sesario Escoto
 Jan Furman
 Omar Gonzalez-Benitez
 Travaris Harris, VP
 Instruction
 Diane Marvin Koenig
 Vance Landis-Carey
 Rick Li Fo Sjoie
 Ed Newman, President
 Erica Ow
 Cory Ray
 Dan Rothwell, College
 Trustee
 Spenser Russell
 Ron Sekkel
 Karen Semingson
 Trevor Strudley
 Julie Thiebaut, Secretary
 Rachel Wedeen, Past
 President
 Matt Wetstein, CC President
 Kristin Wilson, Faculty
 Representative
 Donna Ziel, College Trustee

AUDIT

Chair: Karen Semingson
 David Heald
 Spenser Russell
Staff: Eileen Hill
 Patrick Andrews

EXECUTIVE

Michele Bassi, Vice
 President
 Karen Cogswell, CFO
 Ed Newman, President
 Julie Thiebaut, Secretary
 Rachel Wedeen, Past
 President
 Matt Wetstein, CC
 President
Staff: Eileen Hill
 Patrick Andrews

FINANCE & INVESTMENTS

CFO: Karen Cogswell
 Pegi Ard
 Owen Brown
 Marshall Delk
 David Heald
 Gun Ruder
 Trevor Strudley
Staff: Eileen Hill
 Patrick Andrews

CABRILLO ADVANCEMENT PROGRAM (CAP)

Chair: Carrie Birkhofer
 Eva Acosta
 Rob Allen
 Enrique Buelna
 Sesario Escoto
 Omar Gonzalez-Benitez
 Rachel Mayo
 June Padilla Ponce
 Maria Esther Rodriguez
College Advisors:
 Liz Dominguez
 Michelle Donohue
Staff: Eileen Hill, Caitlin Bonura

FACULTY GRANTS

Cherie Barkey
 Owen Brown
 Linda Burroughs
 Linda Downing
 Les Forster
 Jan Furman
 Mary Gaukel
 Omar Gonzalez-Benitez
 Inga Gonzalez Moses
 Francisco Iñiguez
 Tobin Keller
 Diane Koenig
 Rick Li Fo Sjoie
 Gun Ruder
 Ana Ruiz
 Spenser Russell
 David Schwartz
 Ron Sekkel
 Natalie Vanoli
Staff: Eileen Hill, Caitlin Bonura

NOMINATING

Michele Bassi
 Ed Newman
 Patty Quillin
 Rachael Spencer
 Rachel Wedeen
Lead Staff: Eileen Hill

PRESIDENT'S CIRCLE

Co-chairs:
 Mike Allard
 William Ow
 Kalena Allard
 Pegi Ard

Jim Baker
 Claire Biancalana
 Owen Brown
 Linda Burroughs
 Marilyn Calciano
 Karen Cogswell
 Freny Cooper
 Kathryn Cowan
 Lee Duffus
 Kristin Fabos
 Duf Fischer
 Paula Fischer
 Peggy Flynn
 Jan Furman
 Jackie Heald
 Kent Imai
 Diane Koenig
 Julie Lambert
 Vance Landis
 Bill McGowan
 Mary McGowan
 Fred McPherson
 Annie Morhauser
 Ed Newman
 Erica Ow
 Cam Primavera
 Karen Primavera
 Ron Sekkel
 Trevor Strudley
 Ginny Solari Mazry
 Rachael Spencer
 Julie Thiebaut
 Rachel Wedeen
 Matt Wetstein
 Theo Wierdsma
Staff: Caitlin Bonura

SCHOLARSHIP

Chair: Rachael Spencer
 Claire Biancalana
 Jess Brown
 Ceil Cirillo
 Virginia Coe
 Karen Cogswell
 Kathryn Cowan
 Linda Downing
 Adele Miller
 Corinne Miller
 Dan Rothwell
 Julie Thiebaut
 Rachel Wedeen
 Jill Wilson
Staff: Caitlin Bonura

RETIREE COMMITTEE

Dale Attias
 Claire Biancalana
 Doug Deaver
 Jane Gregorius
 Alan Holbert
 Andre Neu
 Francine Van Meter
 Lynda Watson

VETERANS COMMITTEE

Co-chairs:
 Connor Bengston
 Linda Mejia
 Stoney Brook
 Flor Chacon
 Ricardo Espinoza
 Kristin Fabos
 Les Forster
 Mary Govaars
 John Gaulty
 Rachael Spencer
 Terrence Willett
 Chuck Woodson
 Donna Ziel

WOMEN'S EDUCATIONAL SUCCESS (WES)

Co-chairs:
 Peggy Flynn
 Angie McClellan
 Eva Acosta
 Shannon Brady
 Angela Chesnut
 Lynette Cleland
 Kathryn Cowan
 Cynthia Druley
 Chris Eckstrom
 Edna Elkins
 Cynthia FitzGerald
 Corrine Flanagan
 Robin Gaither
 Amy Ivey
 Gwen Kaplan
 Jessica Locatelli
 Chris Maffia
 Rose Odland
 Martina O'Sullivan
 Gail Pellerin
 Krista Snelling
 Ginny Solari Mazry
 Rachael Spencer, cofounder
 Marni Williams
 Kristin Wilson

WES Advisors:
 David Alvarez-Gonzalez
 Leti Amezcua
 Sue Bruckner
 Lauren Cole
 Olga Diaz
 Mario Garcia
 Ofelia Garcia
 Holly Goodman
 Groppi

| | | | |
|--|--|--|---|
| | | | Judith Guerrero Gabby Huezo Katherine Love Michelle Morton Christina Ortega Beth Regardz Ana Rodriguez Lupe Rodriguez Jo-Ann Panzardi Barbara Schultz-Perez Magdalena Serrano Nancy Spangler Tasha Sturm Windy Valdez Marilyn Zanetti Jenna Zeller <i>Staff:</i> Caitlin Bonura |
|--|--|--|---|