

OFFICERS

PRESIDENT
Ed Newman

VICE PRESIDENT
Michele Bassi

SECRETARY
Julie Thiebaut

CHIEF FINANCIAL OFFICER
Karen Cogswell

PAST PRESIDENT
Rachel Wedeen

COMMUNITY REPRESENTATIVES

Rob Allen
Pegi Ard
Claire Biancalana
Freny Cooper
Kathryn Cowan
Sesario Escoto
Jan Furman
Omar Gonzalez-Benitez
Diane Koenig
Vance Landis-Carey
Rick Li Fo Sjo
Erica Ow
Cory Ray
Spenser Russell
Ron Sekkel
Karen Semingson
Trevor Strudley

COLLEGE TRUSTEE REPRESENTATIVES

Dan Rothwell
Rachael Spencer
Donna Ziel

COLLEGE STAFF REPRESENTATIVES

Matthew E. Wetstein
President

Travaris Harris
VP Instruction

Kristin Wilson
Faculty Representative

EXECUTIVE DIRECTOR
Eileen Hill

MEMORANDUM

DATE: January 23, 2025

TO: Michele Bassi, Karen Cogswell, Julie Thiebaut, Rachel Wedeen, Matt Wetstein

FROM: Ed Newman, CCF President

STAFF: Eileen Hill, Patrick Andrews

SUBJECT: **Executive Committee Meeting**
Thursday, January 30, 2025
9:00 am – 10:00 am

Item	Responsibility	Page
A. Regular Open Session		
1. Welcome and Call to Order	E. Newman	
2. Approval of Agenda <i>We reserve the right to change the order in which agenda items are discussed and/or acted upon at this meeting. Subject to further action, the agenda for this meeting is to be approved as presented. Items may be added to this agenda for discussion or action only as permitted by the Brown Act.</i>	E. Newman	
3. October 24, 2024 meeting minutes	E. Newman	

Item	Responsibility	Page
B. Public Comment		
1. Public Comment Opportunity	E. Newman	
C. Reports		
1. Cabrillo College President Report	M. Wetstein	
2. Executive Director Report	E. Hill	
2.1 2024-25 Fundraising Targets		
2.2 Fundraising Totals and Goals July 1, 2024 to January 21, 2025		
Outright Gifts:	\$3,437,852	
Unbooked Revocable Planned Gifts:	\$ 400,000	
Total:	\$3,837,852	
2.3 Total Net Assets, Endowed Net Assets and Historical Gifts Chart as of December 31, 2024		
D. Action Items		
1. December 31, 2024 Financial Statements	K. Cogswell	
1.1 December 31, 2024 Condensed Narrative		
1.2 Balance Sheet		
1.3 Income Statement by Fund		
1.4 Income Statement Budget-to-Actual		
E. Informational Items		
1. Review of CCF Investments as of December 31, 2024	K. Cogswell	
2. President's Circle Campaign Update	J. Thiebaut	
3. Scholarships	J. Thiebaut	
4. Women's Educational Success Update	M. Bassi	
5. Cabrillo Advancement Program	E. Hill	
6. Faculty Grants	E. Hill	

Item	Responsibility	Page
E. Informational Items (cont.)		
7. 2025-26 Budget Timeline	P. Andrews	
8. Committee Calendar and Roster	E. Newman	
F. Adjournment		
1. Adjournment	E. Newman	

UPCOMING EXECUTIVE MEETINGS:

9:00 – 10:00 am

4/24/25

(9:00 – 10:30 am)

Executive Committee 2024-25 Attendance Chart

Executive Committee Members	8/26/24	10/24/24	1/30/25	4/24/25
Michele Bassi	A	P		
Karen Cogswell	P	P		
Ed Newman	P	P		
Julie Thiebaut	P	P		
Rachel Wedeen	P	A		
Matt Wetstein	P	A		

P=Present, A=Absent, N/A=Not applicable, not on committee at that time. Attendance is based on the Executive Committee meeting minutes. Please call the Cabrillo College Foundation office if you believe this chart is in error.

Cabrillo College Foundation
Executive Committee Meeting Minutes
October 24, 2024

Present: Michele Bassi , Karen Cogswell, Ed Newman, Julie Thiebaut

Absent: Rachael Spencer, Rachel Wedeen, Matt Wetstein

Staff: Eileen Hill, Patrick Andrews

Call to Order – Ed Newman called the meeting to order at 9:07 am.

Approval of Agenda

Motion: MSC: M.Bassi/J.Thiebaut. The committee voted unanimously to approve the Executive Committee agenda.

Approve Executive Committee Minutes

Motion: MSC: K.Cogswell/ J.Thiebaut. Karen Cogswell, Ed Newman, and Julie Thiebaut voted to approve the Executive Committee Minutes of August 26, 2024. Michele Bassi abstained. Rachael Spencer, Rachel Wedeen and Matt Wetstein were absent.

Public Comment Opportunity

There were no members of the public in attendance.

Cabrillo College President’s Report

Eileen Hill reported that the student housing project is moving along. There are 2 finalists for the development of the project and a decision will be made in the next few days.

Executive Director’s Report

Eileen reported that Foundation staff have completed the audit and are busy recruiting for a new Development Officer to add to the existing staff. The Foundation has raised \$1,784,427 so far this fiscal year. Eileen outline several proposals that are in the works and announced that the Title V scholarship matching opportunity for the CSUMB transfer pathway has been met - \$100k was raised by September 30th. Eileen gave a graphical representation of first quarter Foundation disbursements to Cabrillo College and students with \$1.1M in scholarships.

Approve Financial Statements

The Executive Committee was given June 30, 2024 Post-Audit through August 31, 2024 financial statements.

Karen Cogswell reported as of June 30, 2024, the total assets were \$56.4M, \$10.4M over prior year. Net assets were \$53.4M, \$10.4M more than prior year.

The total revenue for unrestricted, non-endowed and endowed funds was \$15.5M. Total expenses were \$5.1M with a surplus for all funds of \$10.4M.

The total operating revenue was \$1.9M and expenses \$1.1M. The operating fund surplus is \$754K.

Karen reported as of August 31, 2024, the total assets were \$57.8M, \$11M over prior year. Net assets were \$55.9M, \$11.8M more than prior year.

The total revenue for unrestricted, non-endowed and endowed funds was \$3.2M. Total expenses were \$726K with a surplus for all funds of \$2.5M.

The total operating revenue was \$212K and expenses \$230K. The operating fund deficit is \$17K.

Motion: MSC: J.Thiebaut/M.Bassi The committee voted unanimously to accept the June 30, 2024 Post-Audit through August 31, 2024 Financial Statements.

Audit Draft

Patrick Andrews reviewed the 2023-24 Audit Draft.

Motion: MSC: M.Bassi/K.Cogswell The committee voted unanimously to accept and recommend the 2023-24 Audit Draft to the Board of Directors.

Authorized Signers

Motion: MSC: M.Bassi/J.Thiebaut. The committee voted unanimously to approve Travaris Harris as signer on the Cabrillo College Foundation operating account and Eileen Hill and Matthew Wetstein as signers for both the Cabrillo College Foundation operating account and Cabrillo College Foundation investment accounts.

Review of CCF Investments

Karen Cogswell review the CCF Investments as of September 30, 2024.

President's Circle

Karen Cogswell reported that Mike Allard and William Ow are co-chairs of this year's President's Circle campaign. We welcomed a few new committee members: Marilyn Calciano, Freny Cooper, Annie Morhauser, and Trevor Strudley. Our campaign goal this year is \$525,000 this year and over \$121,000 has been raised to date. Committee members are collecting their signing materials from the foundation and working to personalize invitations to donors and prospects. Approximately 1,000 invitations will be mailed in early November.

WES

Michele Bassi reported that this year we will award a total of \$125,000 in WES grants to those in need. We had a wonderful WES celebration at the Samper Recital Hall last month with 168 guests in attendance. Four students spoke about the profound impact of receiving a WES grant. As of October 23, \$271,800 has been raised from 475 donors, about \$25,000 ahead of where we were last year at this time! WES donations made through December 31st will be included in the 2024 WES Campaign.

Scholarships

Julie Thiebaut reported that \$1.5 million in scholarships was awarded to nearly 1,600 students during the 2023-24 fiscal year and funds were released to students at the beginning of the fall semester. The Scholarship Committee will convene on Friday, November 15th to discuss the year end mailing to scholarship donors and how help to personalize letters to thank them in a meaningful way.

Student Veterans Endowment

Eileen reported that last year \$34,075 was raised for the Student Veterans Endowment. The Student Veterans Endowment has grown to \$122,008. A total of \$3,500 will be available to award for the 2024-25 academic year. Cabrillo student and veteran, Connor Bengston and Cabrillo staff member and veteran, Linda Mejia are serving as co-chairs of the 2024 Quick Reaction Force Committee. They will be working to recruit committee members to the Quick Reaction Force to help raise funds for this year's 2024 Student Veterans Endowment campaign. Donors and veterans will be honored at the annual Cabrillo Veterans BBQ on November 7th.

Faculty Grants

Eileen Hill reported that this year over \$142K will be available to award to Cabrillo College faculty to support student success. Grant recipients are selected through an annual proposal process. In October and November of each year, various committees meet to evaluate proposals and select grant recipients for each of the three grant programs.

Committee Calendar & Roster

Ed Newman reviewed the Committee Calendar and Roster.

Adjournment

The meeting was adjourned at 9:40 am.

Respectfully submitted,



Eileen Hill, Executive Director

UPCOMING EXECUTIVE MEETINGS:

October 24, 2024 9:00 – 10:30am

January 30, 2025 9:00 – 10:30am

April 24, 2025 9:00 – 10:30am

Executive Committee 2024-25 Attendance Chart

Executive Committee Members	8/26/24	10/24/24	1/30/25	4/24/25
Michele Bassi	A	P		
Karen Cogswell	P	P		
Ed Newman	P	P		
Rachael Spencer	P	A		
Julie Thiebaut	P	P		
Rachel Wedeen	P	A		
Matt Wetstein	P	A		

P=Present, A=Absent, N/A=Not applicable, not on committee at that time. Attendance is based on the Executive Committee meeting minutes. Please call the Cabrillo College Foundation office if you believe this chart is in error.



Board of Trustees Report, January 6, 2025
Matt Wetstein

Progress on Student Housing

This month's Board agenda documents some substantial progress on the Student Housing Project. First, the Board is being asked to ratify an Early Pre-Development Agreement that provides funding to the development team to engage in key due diligence work related to the joint Cabrillo-UCSC Housing project. With your authorization, we can move forward with architectural drawings, work by the landscape architect, and other specialized firms to ensure the project stays on track for an August 2027 completion and delivery date. The project dashboard that is included in tonight's board packet also indicates that design development drawings have been completed as of December 18, 2024. The next major milestone for drawings is the planned delivery of construction drawings on April 8, 2025. After that, the college will work with our partners to begin bond financing conversations with Raymond James.



Two renderings of the proposed Housing Project, courtesy of WRNS Studio Architects.

Kudos – Dreamers and Allies Conference on Dec. 14

Special thanks to Adela Bernabe-Naranjo and Director of Student Equity Devin Walker for the terrific Dreamers and Allies Conference that was held at the Cabrillo Watsonville Center on December 14, 2024. Dr. Blanca Baltazar-Sabbah gave a wonderful welcome to the students and community members present and the keynote speaker Ovi Vasquez provided an uplifting, often humorous story about his journey from being a farm boy to a student of Harvard Business School. That morning and afternoon, participants were able to engage in various workshops to gain information and understanding on local issues of relevance to Dreamer students and their families.



Blanca Baltazar-Sabbah welcomes individuals to the Dreamers and Allies Conference on Dec. 14; Trustees are sworn in at the Dec. 9, 2024 Board meeting.

In the table below is a list of events I participated in since the meeting on December 9, 2024

College Events, Meetings and Visits	Community Events and Visits
Student Emma Spath re: Ethics Bowl, 12/10	Doug Chesshire, Nor Cal Carpenters, 12/10
Student meeting re: Football, 12/10	Kate Anderton, re: Choral Recruitment, 12/11
Guided Pathways meeting, 12/12	JLL Housing Meeting, 12/11
Title III Grant Meeting, 12/12	RP Group Board Meeting, 12/11
President's Component Gift Exchange, 12/12	K16 Central Coast Steering Committee, 12/12
Carrie Mulcaire re: Project Uplift App., 12/13	Assembly member Dawn Addis, 12/12
HSI Leadership Team, 12/13	Housing/Child Care Meeting, 12/12
Manuel Bersamin & Ken Wagman, 12/13	Aptos Chamber of Commerce, 12/12
New Trustee Lunch, 12/13	COLEGAS Follow-up with Mt. Sac, 12/13
Grant Directors, 12/13	
HSI Leadership Team Potluck Dinner, 12/13	
Dream Resources Conference, 12/14	
Ronnette Smithcamp, 1/2	
Agenda Review with Christina Cuevas, 1/3	
Breakfast with Dan Rothwell, 1/6	
Coffee with Manuel Bersamin, 1/6	
Lunch with Ken Wagman, 1/6	

Executive Director Report: January 2025


Administration

- Training new Development Officer Jessie Palmer
- Board Recruitment/Nominating Committee
- 2025-26 Budget Work and 990 Form
- Faculty and Staff Grants process completed: \$154,268
- Annual Report: 8548 mailed with an additional 118 sent with personal note
- Awarded 132 students a total of \$119,3000 in WES and Emergency grants within days of



Fundraising

- \$3,837,852 raised so far this fiscal year!
- President's Circle: \$490k raised, 39 committee members at work
- Women's Educational Success: \$321k raised, \$125,000 to award this year
- Student Housing project and childcare center
- Cabrillo Advancement Program (CAP): selected new 6th graders, awarded scholarships recipients (Cabrillo students and students going direct to 4-year university), getting up for CAP Awards Ceremony
- Scholarships: ongoing fundraising and stewardship for existing scholarships (520 letters sent in December)
- Proposal and final reports: Monterey Peninsula Foundation, Peggy and Jack Baskin Foundation, Sutter/PAMF, Arts Council, Rotaries, Davidson Family Foundation, Grove Foundation
- Legacy Giving: working with five new donors, developing MOCIs for existing donors



Upcoming Events

- Faculty and Staff Grants Reception, Sesnon House
January 30, 4:00 – 6:00 pm
- Foundation Board Meeting, Watsonville Center
February 11, 12:00 – 2:00 pm
- President's Circle Prospective Donor Reception, Old Wrigley Building (hosted by William Ow)
February 20th, 5:30 – 7:30 pm
- Cabrillo Advancement program (CAP) Ceremony, Crocker Theater
March 11, 6:00 – 8:00 pm



MEMORANDUM

DATE: January 23, 2025
TO: Executive Committee
FROM: Eileen Hill
SUBJECT: 2024-25 Fundraising Targets

BACKGROUND

The Cabrillo College Foundation Board approved a \$5M fundraising goal in outright and unbooked planned gifts. The \$5M goal includes a target of \$1,500,000 in endowed gifts and \$500,000 in unbooked planned gifts. Focusing efforts on endowed gifts and legacy giving will help ensure the long-term health and sustainability of the Foundation.

Amount Raised 7/1/24-1/21/25	2024-25 Target	
\$472,908	\$505,000	President’s Circle
\$253,004	\$240,000	Women’s Educational Success
\$182,360	\$200,000	Cabrillo Advancement Program (Endowed)
\$740,968	\$1,105,000	Scholarships (Endowed)
\$171,553	\$300,000	Scholarships (Nonendowed)
\$516,516	\$1,000,000	Faculty/Department Support (Faculty Grants, Allied Health, Athletics, VAPA etc)
\$1,057,863	\$900,000	Student Support Services (foster youth, internships, tutoring, Veterans, Umoja, etc.)
\$42,680	\$250,000	Donor directed interests
\$400,000	\$500,000	Unbooked Planned Gifts
\$3,837,852	\$5,000,000	TOTAL

DATE: January 23, 2025

TO: Executive Committee

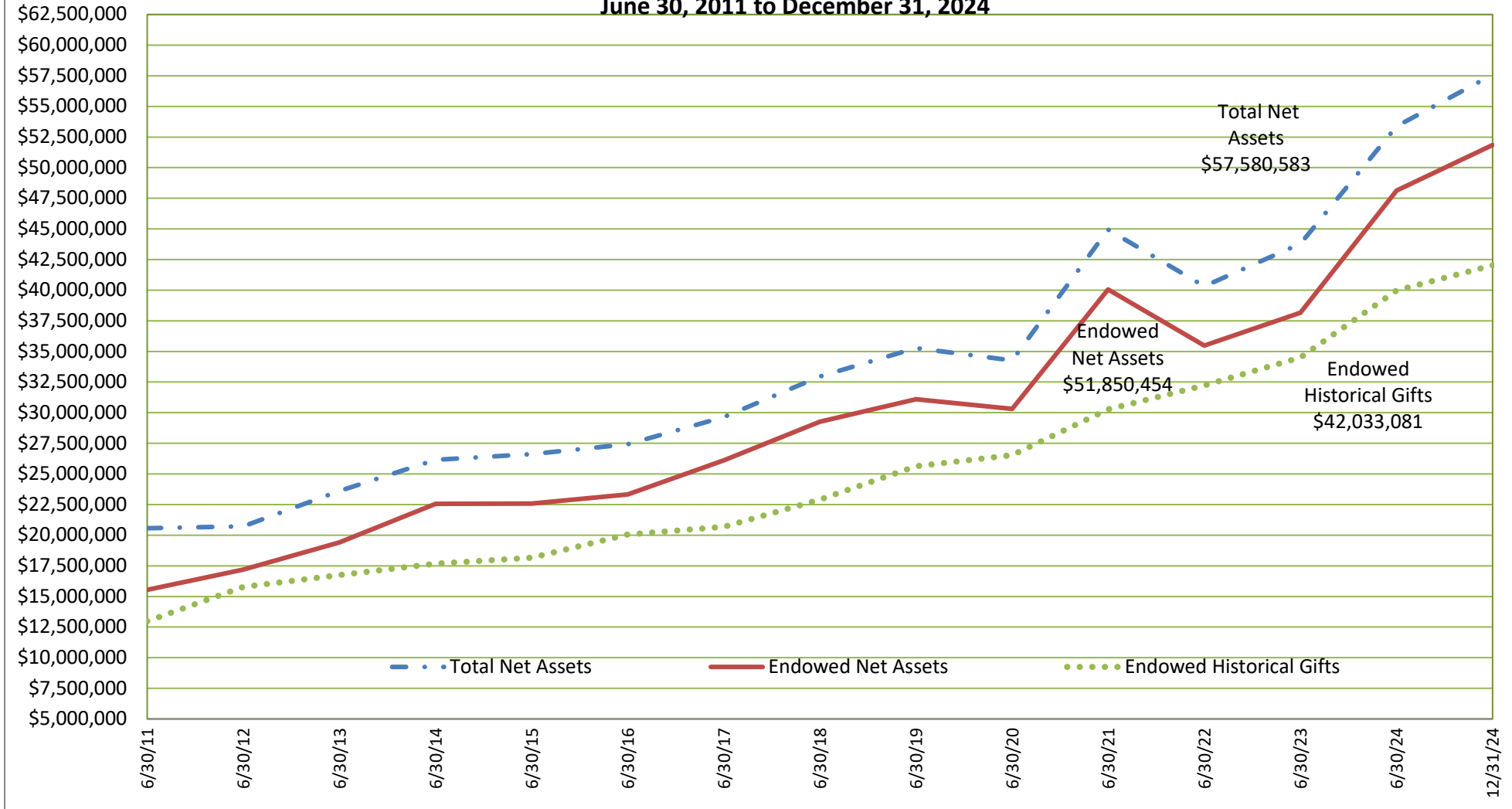
FROM: Eileen Hill

July 1, 2024 to January 21, 2025	\$ 3,437,852
Outright Gifts	
Unbooked Revocable Planned Gifts	\$ <u>400,000</u>
Total	\$ 3,837,852

2024-25 Goal for Outright and Unbooked Revocable Planned Gifts	\$ 5,000,000
Recorded Gifts 07-01-24 to 01-21-25	
Anonymous (Umoja)	\$ 399,500
Anonymous (Guardian Scholars)	\$ 384,500
The Barbara Samper Foundation (Scholarship)	\$ 250,000
Anonymous (Scholarship)	\$ 150,999
Monterey Peninsula Foundation (Internship & Work Experience)	\$ 130,000
James Thompson (Student Veterans, President's Circle)	\$ 102,500
Richard & Theresa Crocker (Emergency Grants, President's Circle)	\$ 101,500
Paul & Pat Shirley (CAP, Scholarship)	\$ 100,000
Michael & Alice Chetkovich Foundation (Scholarship)	\$ 69,500
Rachel Wedeen (President's Circle, WES, Scholarship)	\$ 60,658
Joan Griffiths (President's Circle, WES, Nursing, Scholarship, Stroke Center)	\$ 60,511
Julie Packard (Scholarship, President's Circle, WES)	\$ 60,000
Kathryn Shephard Cowen (President's Circle, Scholarship, Student Veterans, Ethics Bowl)	\$ 51,312
Anonymous (Scholarship)	\$ 45,000
Estate of Glenn McConkey (Unrestricted)	\$ 40,103
Brian & Patti Herman (WES, President's Circle)	\$ 40,000
Claire Biancalana & William Kelsay (President's Circle, Scholarships)	\$ 35,753
Vertical Raise Trust (Women's Volleyball, Women's Softball, Baseball)	\$ 32,804
Richard & Ginny Strock (Scholarship, WES)	\$ 30,000
The Sharanam Foundation (Scholarship, WES, President's Circle)	\$ 29,472
Kathy & Alfred Herbermann (Welding, President's Circle)	\$ 25,000
Leestma Family Foundation (Emergency Grants for Nursing)	\$ 25,000
Craig Rowell & Cory Ray (Scholarship, Veterans, President's Circle)	\$ 25,000
Brenda Torres (Ceramic Arts)	\$ 25,000
Anonymous (Scholarship)	\$ 20,000
Rick & Ruth Moe (WES & President's Circle)	\$ 20,000
Miles & Rosanne Reiter (President's Circle)	\$ 20,000
John Burton Advocates for Youth (JBAY) (Grant)	\$ 17,680
Gifts under \$17,679 (1,082 of 1,110 total donors)	\$ 1,086,060
Total Outright Gifts	\$ 3,437,852
Total Unbooked Revocable Planned Gifts	\$ <u>400,000</u>
TOTAL	\$ 3,837,852

Notes: 1. For 2024-25, the Cabrillo College Foundation has been notified of seven planned gifts
2. The cumulative unbooked revocable planned gifts total is \$29,775,868

**Cabrillo College Foundation
Total Net Assets, Endowed Net Assets, and Endowed Historical Gifts
June 30, 2011 to December 31, 2024**



Total Net Assets highest level was \$58,565,816 as of November 30, 2024

Endowed Net Assets highest level was \$53,162,487 as of November 30, 2024

Endowed Historical Gifts highest level was \$42,033,081 as of December 31, 2024

CABRILLO COLLEGE FOUNDATION
December 31, 2024 Condensed Narrative
Updated January 17, 2025

(1) Balance Sheet

- **Total Assets:**
Total assets of \$59.5M are \$6.6M more than prior year primarily due to the increase in value of the assets in the investment accounts.
- **Receivables:**
Total pledges receivable are \$112K less than prior year.
- **Liabilities:**
Total Liabilities of \$1.9M are \$16K more than prior year.
- **Net Assets:**
Total net assets of \$57.6M are \$6.5M more than prior year.

(2) Income Statement

- **Revenue:**
Total Revenue of \$6.3M is \$4.0M less than prior year. Earned income year to date of \$3.0M is \$1.3M less than prior year. Contributed income of \$3.2M is \$2.6M less than prior year, primarily due to a \$3.35M estate gift from Tom Sourisseau last year.
- **Expenses:**
Total Expenses of \$2.1M are \$67K less than prior year.
- **Surplus/Deficit:**
As of December 31, 2024, the Cabrillo College Foundation has a \$4.1M surplus compared to prior year's surplus of \$8.1M. The surplus is in the investment income of the endowed funds.

(3) Operational Budget to Actual

- **Revenue:**
Operating revenue of \$1.0M is \$194K favorable vs budget. Investment income is \$62K favorable vs. budget. Contributed income is \$56K favorable vs. budget.
- **Expenses:**
Operating expenses of \$629K are \$75K favorable as compared to budget.
- **Surplus/Deficit:**
The operating fund surplus is \$395K.

Cabrillo College Foundation
Balance Sheet as of December 31, 2024
 With Comparative Totals as of December 31, 2023

	Operating 12/31/24	Nonendowed 12/31/24	Endowed 12/31/24	Total 12/31/24	Total 12/31/23
ASSETS					
CASH AND INVESTMENTS					
CASH					
SANTA CRUZ COUNTY BANK	(\$13,890.48)	\$278,718.23	\$166,426.89	\$431,254.64	\$260,474.68
SANTA CRUZ COUNTY BANK	\$0.00	\$0.00	\$0.00	\$0.00	\$280,535.96
PAYPAL	\$0.00	\$0.00	\$0.00	\$0.00	\$741.71
BAY FEDERAL CREDIT UNION	\$6,190.36	\$0.00	\$1,289.59	\$7,479.95	\$7,472.51
BAY FEDERAL CREDIT UNION	\$188,208.22	\$0.00	\$0.00	\$188,208.22	\$180,969.73
BROWN ADVISORY INTERMEDIATE POOL	\$2,326,521.40	\$1,921,767.46	\$0.00	\$4,248,288.86	\$3,707,715.50
BROWN ADVISORY SHORT TERM POOL	\$822,631.77	\$968,539.00	\$0.44	\$1,791,171.21	\$1,379,421.06
BROWN ADVISORY GIFTING	\$16,712.02	\$0.00	\$130,147.04	\$146,859.06	\$3,161,084.02
SUBTOTAL CASH	<u>\$3,346,373.29</u>	<u>\$3,169,024.69</u>	<u>\$297,863.96</u>	<u>\$6,813,261.94</u>	<u>\$8,978,415.17</u>
INVESTMENTS					
BROWN ADVISORY L/T SUSTAINABILITY POOL	\$207,860.01	\$1,539.20	\$50,290,793.47	\$50,500,192.68	\$41,927,832.55
BROWN ADVISORY TITLE V	\$0.00	\$0.00	\$1,476,340.64	\$1,476,340.64	\$1,219,325.56
BROWN ADVISORY TITLE III	\$0.00	\$0.00	\$593,218.16	\$593,218.16	\$567,271.55
SUBTOTAL INVESTMENTS	<u>\$207,860.01</u>	<u>\$1,539.20</u>	<u>\$52,360,352.27</u>	<u>\$52,569,751.48</u>	<u>\$43,714,429.66</u>
TOTAL CASH AND INVESTMENTS	<u>\$3,554,233.30</u>	<u>\$3,170,563.89</u>	<u>\$52,658,216.23</u>	<u>\$59,383,013.42</u>	<u>\$52,692,844.83</u>
RECEIVABLES					
PLEDGES					
PLEDGES - UNRESTRICTED	\$13,460.50	\$0.00	\$0.00	\$13,460.50	\$9,021.50
PLEDGES - RESTRICTED	\$0.00	\$21,666.70	\$10,006.99	\$31,673.69	\$148,216.69
SUBTOTAL PLEDGES	<u>\$13,460.50</u>	<u>\$21,666.70</u>	<u>\$10,006.99</u>	<u>\$45,134.19</u>	<u>\$157,238.19</u>
ACCOUNTS RECEIVABLE					
ACCOUNTS RECEIVABLE	\$0.00	\$0.00	\$0.00	\$0.00	\$50.00
TOTAL ACCOUNTS RECEIVABLE	<u>\$0.00</u>	<u>\$0.00</u>	<u>\$0.00</u>	<u>\$0.00</u>	<u>\$50.00</u>
OTHER RECEIVABLES					
SPLIT INTEREST AGREEMENTS	\$0.00	\$15,924.25	\$11,484.22	\$27,408.47	\$64,520.13
SUBTOTAL OTHER RECEIVABLES	<u>\$0.00</u>	<u>\$15,924.25</u>	<u>\$11,484.22</u>	<u>\$27,408.47</u>	<u>\$64,520.13</u>
TOTAL RECEIVABLES	<u>\$13,460.50</u>	<u>\$37,590.95</u>	<u>\$21,491.21</u>	<u>\$72,542.66</u>	<u>\$221,808.32</u>

Cabrillo College Foundation
Balance Sheet as of December 31, 2024
With Comparative Totals as of December 31, 2023

	Operating 12/31/24	Nonendowed 12/31/24	Endowed 12/31/24	Total 12/31/24	Total 12/31/23
FIXED ASSETS					
OFFICE EQUIPMENT	\$36,302.65	\$0.00	\$0.00	\$36,302.65	\$36,302.65
ACCUMULATED DEPRECIATION	(\$36,302.65)	\$0.00	\$0.00	(\$36,302.65)	(\$36,302.65)
TOTAL FIXED ASSETS (NET)	\$0.00	\$0.00	\$0.00	\$0.00	\$0.00
PREPAID EXPENSES	\$32,322.27	\$0.00	\$0.00	\$32,322.27	\$14,665.36
PREPAID RETIREMENT EXPENSE	\$22,308.00	\$0.00	\$0.00	\$22,308.00	\$16,303.50
TOTAL ASSETS	\$3,622,324.07	\$3,208,154.84	\$52,679,707.44	\$59,510,186.35	\$52,945,622.01
LIABILITIES AND NET ASSETS					
LIABILITIES					
PAYABLES AND ACCRUED EXPENSES					
ACCOUNTS PAYABLE	\$6,132.92	\$490.08	\$0.00	\$6,623.00	\$47.18
SCHOLARSHIPS PAYABLE	\$0.00	(\$500.00)	\$500.00	\$0.00	\$0.00
ACCRUED PTO	\$62,233.24	\$0.00	\$0.00	\$62,233.24	\$84,508.82
ACCRUED HEALTH BENEFITS	\$79,950.58	\$0.00	\$0.00	\$79,950.58	\$68,649.66
PAYROLL WITHHOLDINGS	\$5,992.04	\$0.00	\$0.00	\$5,992.04	\$10,113.61
SECTION 125 WITHHOLDINGS	\$4,118.66	\$0.00	\$0.00	\$4,118.66	\$2,180.97
EMPLOYEE PORTION OF BENEFITS	\$0.00	\$0.00	\$0.00	\$0.00	\$10.53
OTHER POST EMPLOYMENT BENEFITS	\$173,235.00	\$0.00	\$0.00	\$173,235.00	\$166,789.00
UNFUNDED PENSION OBLIGATION	\$594,822.00	\$0.00	\$0.00	\$594,822.00	\$602,845.00
SUBTOTAL PAYABLES, ACCRUED EXPENSES	\$926,484.44	(\$9.92)	\$500.00	\$926,974.52	\$935,144.77
SCHOLARSHIPS AWARDED					
CAP SCHOLARSHIPS	\$0.00	\$35,997.01	\$726,002.99	\$762,000.00	\$752,000.00
ENDOWED SCHOLARSHIPS	\$0.00	\$0.00	\$47,000.34	\$47,000.34	\$40,132.00
NONENDOWED SCHOLARSHIPS	\$0.00	\$127,878.12	\$0.00	\$127,878.12	\$116,398.28
SUBTOTAL SCHOLARSHIPS AWARDED	\$0.00	\$163,875.13	\$773,003.33	\$936,878.46	\$908,530.28
WES GRANTS PAYABLE					
WES GRANTS	\$0.00	\$0.00	\$55,750.00	\$55,750.00	\$59,963.00
SUBTOTAL WES GRANTS PAYABLE	\$0.00	\$0.00	\$55,750.00	\$55,750.00	\$59,963.00
TOTAL LIABILITIES	\$926,484.44	\$163,865.21	\$829,253.33	\$1,919,602.98	\$1,903,638.05
NET ASSETS					
OPERATING NET ASSETS					
DESIGNATED-OPERATING RESERVE	\$1,025,962.50	\$0.00	\$0.00	\$1,025,962.50	\$891,246.00

Cabrillo College Foundation
Balance Sheet as of December 31, 2024
 With Comparative Totals as of December 31, 2023

	Operating 12/31/24	Nonendowed 12/31/24	Endowed 12/31/24	Total 12/31/24	Total 12/31/23
DESIGNATED-PRESIDENT'S CIRCLE ENDOWMENT	\$10,000.00	\$0.00	\$0.00	\$10,000.00	\$10,000.00
DESIGNATED-EQUIPMENT	\$15,000.00	\$0.00	\$0.00	\$15,000.00	\$15,000.00
DESIGNATED-HURD TRIBUTE	\$255,759.18	\$0.00	\$0.00	\$255,759.18	\$255,759.18
DESIGNATED-RETIREE MEDICAL BENEFITS	\$173,235.00	\$0.00	\$0.00	\$173,235.00	\$166,789.00
UNDESIGNATED	\$1,625,685.95	\$0.00	\$0.00	\$1,625,685.95	\$1,100,465.96
2023 BEGINNING FUND BALANCE ADJUSTMENT	(\$409,803.00)	\$0.00	\$0.00	(\$409,803.00)	(\$409,803.00)
SUBTOTAL OPERATING NET ASSETS	\$2,695,839.63	\$0.00	\$0.00	\$2,695,839.63	\$2,029,457.14
NET ASSETS - NONENDOWED	\$0.00	\$3,044,289.63	\$0.00	\$3,044,289.63	\$3,210,658.01
NET ASSETS - ENDOWED	\$0.00	\$0.00	\$51,850,454.11	\$51,850,454.11	\$45,801,868.81
TOTAL NET ASSETS	\$2,695,839.63	\$3,044,289.63	\$51,850,454.11	\$57,590,583.37	\$51,041,983.96
TOTAL LIABILITIES AND NET ASSETS	\$3,622,324.07	\$3,208,154.84	\$52,679,707.44	\$59,510,186.35	\$52,945,622.01
BEGINNING BALANCE WITH CURRENT YEAR ADJUSTMENT	\$2,301,272.13	\$2,951,818.03	\$48,151,733.09	\$53,404,823.25	\$42,950,459.23
NET SURPLUS/(DEFICIT)	\$394,567.50	\$92,471.60	\$3,698,721.02	\$4,185,760.12	\$8,091,524.73
ENDING NET ASSETS	\$2,695,839.63	\$3,044,289.63	\$51,850,454.11	\$57,590,583.37	\$51,041,983.96

Cabrillo College Foundation
Income Statement by Fund as of December 31, 2024
 With Comparative Totals as of December 31, 2023

	Operating 12/31/2024	Nonendowed 12/31/2024	Endowed 12/31/2024	Total 12/31/2024	Total 12/31/2023
REVENUE					
EARNED INCOME					
INVESTMENT INCOME/LOSS	\$156,504	\$0	\$2,456,446	\$2,612,950	\$3,864,411
FEE INCOME	\$31,245	\$0	\$0	\$31,245	\$203,824
OPERATIONAL ENDOWMENT PAYOUT	\$18,052	\$0	\$0	\$18,052	\$18,273
ENDOWMENT MANAGEMENT FEE	\$372,763	\$0	\$0	\$372,763	\$287,478
TOTAL EARNED INCOME	\$578,564	\$0	\$2,456,446	\$3,035,010	\$4,373,987
CONTRIBUTED INCOME					
RESTRICTED CONTRIBUTIONS	\$0	\$716,175	\$2,050,723	\$2,766,898	\$5,422,940
OTHER INCOME	\$1,219	\$0	\$0	\$1,219	\$1,190
PRESIDENT'S CIRCLE GIFTS	\$421,589	\$0	\$0	\$421,589	\$363,424
UNRESTRICTED GIFTS	\$10,237	\$0	\$0	\$10,237	\$16,329
INTERFUND CONTRIBUTIONS	(\$100)	(\$34,461)	\$34,561	\$0	\$0
IN KIND REVENUE	\$0	\$20,878	\$0	\$20,878	\$50,706
IN KIND REVENUE-RENT	\$12,411	\$0	\$0	\$12,411	\$12,411
TOTAL CONTRIBUTED INCOME	\$445,356	\$702,592	\$2,085,284	\$3,233,231	\$5,867,000
TOTAL REVENUE	\$1,023,920	\$702,592	\$4,541,730	\$6,268,241	\$10,240,986
EXPENSES					
SALARIES & WAGES					
SALARIES & WAGES	\$330,919	\$0	\$9,378	\$340,298	\$307,102
TOTAL SALARIES & WAGES	\$330,919	\$0	\$9,378	\$340,298	\$307,102
PAYROLL TAXES, BENEFITS					
PAYROLL TAXES, BENEFITS	\$167,802	\$0	\$1,016	\$168,817	\$141,843
TOTAL PAYROLL TAXES, BENEFITS	\$167,802	\$0	\$1,016	\$168,817	\$141,843
ADVERTISING	\$835	\$0	\$0	\$835	\$0
PRINTING	\$14,194	\$0	\$0	\$14,194	\$14,636
ACCOUNTING/LEGAL/PROFESSIONAL SERVICES	\$23,614	\$0	\$0	\$23,614	\$28,424
FUNDRAISING/EVENTS/PUBLIC RELATIONS	\$27,717	\$0	\$0	\$27,717	\$44,515
OFFICE EQUIP & MAINTENANCE					
OFFICE EQUIPMENT	\$915	\$0	\$0	\$915	\$696
SOFTWARE MAINTENANCE	\$10,000	\$0	\$0	\$10,000	\$9,440
TOTAL OFFICE EQUIP & MAINTENANCE	\$10,915	\$0	\$0	\$10,915	\$10,136

Cabrillo College Foundation
Income Statement by Fund as of December 31, 2024
 With Comparative Totals as of December 31, 2023

	Operating 12/31/2024	Nonendowed 12/31/2024	Endowed 12/31/2024	Total 12/31/2024	Total 12/31/2023
BOOKS/PUBLICATIONS/MEMBERSHIPS	\$2,297	\$0	\$0	\$2,297	\$2,028
OFFICE SUPPLIES	\$2,390	\$0	\$0	\$2,390	\$3,211
POSTAGE & MAILING SERVICE	\$5,607	\$0	\$0	\$5,607	\$5,534
BOARD EXPENSES	\$3,110	\$0	\$0	\$3,110	\$2,763
OTHER EXPENSES					
MISCELLANEOUS	\$273	\$0	\$0	\$273	\$5
UNCOLLECTIBLE PLEDGES	\$0	\$0	\$130	\$130	\$0
MILEAGE & PARKING	\$6	\$0	\$0	\$6	\$203
INTERNET SERVICE	\$593	\$0	\$0	\$593	\$469
IT HOSTING SERVICE	\$6,435	\$0	\$0	\$6,435	\$300
BANK CHARGES	\$5,405	\$0	\$0	\$5,405	\$4,680
INVESTMENT FEES	\$9,626	\$0	\$73,345	\$82,971	\$74,163
MANAGEMENT FEES	\$0	\$0	\$372,763	\$372,763	\$287,478
DIRECTOR/OFFICER LIABILITY INS	\$2,263	\$0	\$0	\$2,263	\$2,263
LIABILITY AND PROPERTY INSURANCE	\$1,960	\$0	\$0	\$1,960	\$1,992
CYBER INSURANCE	\$982	\$0	\$0	\$982	\$980
TOTAL OTHER EXPENSES	\$27,543	\$0	\$446,238	\$473,780	\$372,531
IN KIND EXPENSE	\$0	\$20,878	\$0	\$20,878	\$50,706
IN KIND EXPENSE - RENT	\$12,411	\$0	\$0	\$12,411	\$12,411
NONENDOWED PROGRAM EXPENSES	\$0	\$444,194	\$0	\$444,194	\$592,513
ENDOWED PROGRAM EXPENSES	\$0	\$0	\$204,608	\$204,608	\$130,263
SCHOLARSHIPS	\$0	\$145,048	\$181,769	\$326,817	\$430,846
TOTAL EXPENSES	\$629,352	\$610,120	\$843,009	\$2,082,481	\$2,149,461
NET SURPLUS/(DEFICIT)	\$394,568	\$92,472	\$3,698,721	\$4,185,760	\$8,091,525

Cabrillo College Foundation
Income Statement - Operating Budget as of 12/31/24
 With Comparative Totals as of 12/31/23

	24/25 Actual JUL '24 - DEC '24	23/24 Actual JUL '23 - DEC '23	24/25 Budget JUL '24 - DEC '24	24/25 JUL-DEC Actual + JAN-JUN Projected	24/25 Budget (Approved 5/14/24)	24/25 Actual & Projected vs. Budget
REVENUE						
EARNED INCOME						
INVESTMENT INCOME/LOSS	\$156,504	\$161,380	\$94,886	\$189,773	\$189,773	\$0
FEE INCOME	\$31,245	\$203,824	\$34,287	\$118,075	\$112,100	\$5,975
OPERATIONAL ENDOWMENT PAYOUT	\$18,052	\$18,273	\$17,904	\$18,052	\$17,904	\$148
ENDOWMENT MANAGEMENT FEE	\$372,763	\$287,478	\$293,103	\$725,000	\$586,206	\$138,794
TOTAL EARNED INCOME	\$578,564	\$670,955	\$440,180	\$1,050,900	\$905,983	\$144,917
CONTRIBUTED INCOME						
OTHER INCOME	\$1,219	\$1,190	\$1,250	\$2,500	\$2,500	\$0
PRESIDENT'S CIRCLE GIFTS	\$421,589	\$363,424	\$365,763	\$525,000	\$507,500	\$17,500
UNRESTRICTED GIFTS	\$10,237	\$16,329	\$10,000	\$20,000	\$20,000	\$0
INTERFUND CONTRIBUTIONS	(\$100)	\$0	\$0	\$0	\$0	\$0
IN KIND REVENUE-RENT	\$12,411	\$12,411	\$12,410	\$24,821	\$24,821	\$0
TOTAL CONTRIBUTED INCOME	\$445,356	\$393,354	\$389,424	\$572,321	\$554,821	\$17,500
TOTAL REVENUE	\$1,023,920	\$1,064,309	\$829,604	\$1,623,221	\$1,460,804	\$162,417
EXPENSES						
SALARIES & WAGES						
SALARIES & WAGES	\$330,919	\$296,563	\$359,592	\$708,362	\$719,184	\$10,822
TOTAL SALARIES & WAGES	\$330,919	\$296,563	\$359,592	\$708,362	\$719,184	\$10,822
PAYROLL TAXES, BENEFITS						
PAYROLL TAXES, BENEFITS	\$167,802	\$140,917	\$183,887	\$370,430	\$367,775	(\$2,655)
TOTAL PAYROLL TAXES, BENEFITS	\$167,802	\$140,917	\$183,887	\$370,430	\$367,775	(\$2,655)
ADVERTISING	\$835	\$0	\$0	\$1,000	\$1,000	\$0
PRINTING	\$14,194	\$14,636	\$12,500	\$25,000	\$25,000	\$0
PHOTOS	\$0	\$0	\$2,200	\$4,400	\$4,400	\$0
ACCOUNTING/LEGAL/PROFESSIONAL SERVICES	\$23,614	\$28,424	\$38,731	\$52,340	\$52,340	\$0
FUNDRAISING/EVENTS/PUBLIC RELATIONS	\$27,717	\$44,515	\$43,640	\$69,852	\$69,852	\$0
OFFICE EQUIP & MAINTENANCE						
OFFICE EQUIPMENT	\$915	\$696	\$870	\$1,740	\$1,740	\$0
SOFTWARE MAINTENANCE	\$10,000	\$9,440	\$9,672	\$19,345	\$19,345	\$0
TOTAL OFFICE EQUIP & MAINTENANCE	\$10,915	\$10,136	\$10,542	\$21,085	\$21,085	\$0

Cabrillo College Foundation
Income Statement - Operating Budget as of 12/31/24
 With Comparative Totals as of 12/31/23

	24/25 Actual JUL '24 - DEC '24	23/24 Actual JUL '23 - DEC '23	24/25 Budget JUL '24 - DEC '24	24/25 JUL-DEC Actual + JAN-JUN Projected	24/25 Budget (Approved 5/14/24)	24/25 Actual & Projected vs. Budget
BOOKS/PUBLICATIONS/MEMBERSHIPS	\$2,297	\$2,028	\$1,175	\$2,350	\$2,350	\$0
OFFICE SUPPLIES	\$2,390	\$3,211	\$3,426	\$6,853	\$6,853	\$0
POSTAGE & MAILING SERVICE	\$5,607	\$5,534	\$5,361	\$10,723	\$10,723	\$0
BOARD EXPENSES	\$3,110	\$2,763	\$2,166	\$6,000	\$4,331	(\$1,669)
OTHER EXPENSES						
MISCELLANEOUS	\$273	\$5	\$400	\$800	\$800	\$0
MILEAGE & PARKING	\$6	\$203	\$448	\$895	\$895	\$0
INTERNET SERVICE	\$593	\$469	\$1,020	\$2,040	\$2,040	\$0
IT HOSTING SERVICE	\$6,435	\$300	\$6,687	\$13,374	\$13,374	\$0
BANK CHARGES	\$5,405	\$4,680	\$5,250	\$10,500	\$10,500	\$0
INVESTMENT FEES	\$9,626	\$9,636	\$9,000	\$18,000	\$18,000	\$0
DIRECTOR/OFFICER LIABILITY INS	\$2,263	\$2,263	\$2,336	\$4,673	\$4,673	\$0
LIABILITY AND PROPERTY INSURANCE	\$1,960	\$1,992	\$2,658	\$5,316	\$5,316	\$0
CYBER INSURANCE	\$982	\$980	\$1,317	\$2,635	\$2,635	\$0
TOTAL OTHER EXPENSES	\$27,543	\$20,526	\$29,116	\$58,233	\$58,233	\$0
IN KIND EXPENSE - RENT	\$12,411	\$12,411	\$12,410	\$24,821	\$24,821	\$0
TOTAL EXPENSES	\$629,352	\$581,664	\$704,748	\$1,361,448	\$1,367,947	\$6,499
NET SURPLUS/(DEFICIT)	\$394,568	\$482,645	\$124,856	\$261,773	\$92,857	\$168,916

CABRILLO COLLEGE FOUNDATION

January 16, 2025

ASSET ALLOCATION | TOTAL PORTFOLIO

As of 12/31/2024

	Cash & Treasury Bills		Fixed Income		Large Cap U.S.		Small/Mid Cap U.S.		Global/Developed Intl.		Emerging Markets		Alternatives		Totals	
Long-Term Sustainable Endowment	2,142,007	4.3%	13,208,941	26.3%	18,172,986	36.2%	4,237,910	8.5%	8,690,041	17.3%	1,887,880	3.8%	1,799,012	3.6%	\$50,138,778	85.9%
Intermediate-Term Portfolio	156,297	3.6%	4,132,047	96.4%	0	0.0%	0	0.0%	0	0.0%	0	0.0%	0	0.0%	\$4,288,344	7.3%
Short-Term Portfolio	758,720	42.4%	1,032,490	57.6%	0	0.0%	0	0.0%	0	0.0%	0	0.0%	0	0.0%	\$1,791,210	3.1%
Title 3 Portfolio	35,894	6.1%	379,463	64.0%	113,288	19.1%	24,510	4.1%	34,736	5.9%	5,328	0.9%	0	0.0%	\$593,218	1.0%
Title 5 Portfolio	277,942	18.8%	816,494	55.3%	242,874	16.5%	52,749	3.6%	74,513	5.0%	11,767	0.8%	0	0.0%	\$1,476,341	2.5%
Gifting	93,752	100.0%	0	0.0%	0	0.0%	0	0.0%	0	0.0%	0	0.0%	0	0.0%	\$93,752	0.2%
Totals	\$3,464,612	5.9%	\$19,569,435	33.5%	\$18,529,148	31.7%	\$4,315,169	7.4%	\$8,799,290	15.1%	\$1,904,975	3.3%	\$1,799,012	3.1%	\$58,381,643	100.0%

PERFORMANCE | TOTAL PORTFOLIO

As of 12/31/2024

	Allocation		Performance				
	Market Value (\$)	%	Quarter to Date	Fiscal Year to Date	Year to Date	Inception to Date	Inception Date
Long-Term Sustainable Endowment - Gross	50,138,778	85.9%	-1.5%	4.5%	10.7%	13.5%	10/31/2022
<i>Long-Term Portfolio - Net</i>			-1.6%	4.4%	10.4%	13.2%	
<i>5% Merrill Lynch 0-3 Month US T-Bill, 25% Bloomberg Aggregate, 70% MSCI ACWI</i>			-1.4%	4.5%	12.7%	15.4%	
Intermediate-Term Portfolio - Gross	4,288,344	7.3%	-0.8%	2.8%	3.7%	4.2%	11/30/2022
<i>Intermediate-Term Portfolio - Net</i>			-0.9%	2.6%	3.4%	3.9%	
<i>Bloomberg Gov't / Credit 1-5 Year</i>			-0.7%	2.8%	3.8%	4.2%	
Short-Term Portfolio - Gross	1,791,210	3.1%	1.0%	2.6%	5.4%	5.4%	10/31/2022
<i>Short-Term Portfolio - Net</i>			0.9%	2.4%	5.1%	5.0%	
<i>Merrill Lynch 0-3 Month US T-Bill</i>			1.2%	2.6%	5.3%	5.1%	
Title 3 Portfolio - Gross	593,218	1.0%	-1.7%	3.4%	6.0%	6.3%	11/30/2022
<i>Title 3 Portfolio - Net</i>			-1.8%	3.3%	5.8%	6.2%	
<i>5% Merrill Lynch 0-3 Month US T-Bill, 65% Bloomberg Aggregate, 30% MSCI ACWI</i>			-2.2%	3.1%	6.1%	7.1%	
Title 5 Portfolio - Gross	1,476,341	2.5%	-1.6%	3.6%	6.2%	6.4%	11/30/2022
<i>Title 5 Portfolio - Net</i>			-1.6%	3.5%	6.0%	6.2%	
<i>5% Merrill Lynch 0-3 Month US T-Bill, 65% Bloomberg Aggregate, 30% MSCI ACWI</i>			-2.2%	3.1%	6.1%	7.1%	

Performance Summary - Annualized



CCF Long-Term Sustainable Portfolio
December 31, 2024

	Current Market Value	Current Asset Weighting	Month To Date	Quarter To Date	Trailing 12 Months	Fiscal Year To Date	Ann. (10-31-22) Incept. To Date
Cash & Equivalents	\$2,676,288	5.34%	0.2	1.0	5.0	2.4	4.8
Fixed Income	\$12,891,684	25.71%	-1.2	-2.2	3.0	2.8	4.6
Bloomberg Aggregate			-1.6	-3.1	1.3	2.0	4.6
Equities	\$32,771,793	65.36%	-3.5	-1.5	13.9	5.2	18.3
MSCI All Country World Net			-2.4	-1.0	17.5	5.6	20.1
U.S. Equities	\$21,951,569	43.78%	-4.2	0.2	17.1	6.6	18.3
Russell 3000			-3.1	2.6	23.8	9.0	22.2
Non-U.S. Equities	\$10,820,224	21.58%	-2.0	-4.5	9.1	2.7	17.1
MSCI ACWI ex-U.S. Net			-1.9	-7.6	5.5	-0.1	15.0
TOTAL PUBLIC - GROSS			-2.7	-1.5	10.9	4.6	14.2
TOTAL PUBLIC - NET	\$48,339,675	96.41%	-2.7	-1.6	10.6	4.5	13.9
*Blended Benchmark			-2.0	-1.4	12.7	4.5	15.4
Private Equity	\$1,232,825	2.46%	-0.6	-0.6	2.4	2.1	-0.3
Real Estate	\$566,278	1.13%	0.0	0.1	6.0	1.4	-3.0
TOTAL PORTFOLIO - GROSS			-2.6	-1.5	10.7	4.5	13.5
TOTAL PORTFOLIO - NET	\$50,138,778	100.00%	-2.6	-1.6	10.4	4.4	13.2

All asset class and sub-category performance returns are gross of account-level management fees, but net of mutual fund expenses and private equity and real estate administrative fees. Investment performance is updated multiple times each month as new information is received. Because of this, returns may vary from previously reported numbers.

All performance and market values shown exclude the value of unsupervised assets, but are inclusive of accrued interest.

*Blend: 5% Merrill Lynch 0-3 Month US Treasury Bill Index // 25% Bloomberg Aggregate // 70% MSCI ACWI

Performance Detail - Annualized

CCF Long-Term Sustainable Portfolio December 31, 2024

	Current Market Value	Current Asset Weighting	Month To Date	Quarter To Date	Trailing 12 Months	Fiscal Year To Date	Invmt. Incept. To Date	Invmt. Incept. Date
Separately Managed Fixed Income Portfolios								
BA Sustainable Core Fixed Income Bloomberg Aggregate	\$7,788,200	15.53%	-1.7 -1.6	-3.3 -3.1	1.3 1.3	1.9 2.0	3.2 3.4	12-31-22
Fixed Income Taxable Funds								
Artisan High Income Fund	\$1,382,622	2.76%	-0.2	0.9	8.5	5.8	14.6	10-31-23
Bloomberg U.S. High Yield 2% Issuer Cap			-0.4	0.2	8.2	5.5	14.7	
Metropolitan West Unconstrained Bond Fund Bloomberg Aggregate	\$2,283,758	4.55%	-0.5 -1.6	-0.6 -3.1	6.0 1.3	3.9 2.0	10.6 8.4	10-31-23
Pimco Mortgage Opportunities and Bond Fund Secured Overnight Financing Rate	\$1,437,103	2.87%	-0.3 0.4	-0.8 1.2	- 5.4	3.1 2.6	5.2 4.4	02-29-24
Separately Managed Equity Portfolios								
BA Sustainable Growth Russell 1000 Growth	\$4,594,492	9.16%	-1.5 0.9	3.0 7.1	21.4 33.4	5.8 10.5	30.5 37.9	12-31-22
BA Small Cap Growth Russell 2000 Growth	\$1,348,629	2.69%	-6.5 -8.2	-1.0 1.7	5.8 15.2	5.1 10.3	10.1 16.9	12-31-22
BA Small Cap Value Russell 2000 Value	\$1,339,010	2.67%	-8.5 -8.3	-1.2 -1.1	13.7 8.1	9.9 9.0	15.7 11.3	12-31-22
U.S. Large Cap Equity Funds								
Pamassus Core Equity Fund S&P 500	\$6,383,657	12.73%	-3.4 -2.4	0.3 2.4	18.8 25.0	5.9 8.4	20.3 24.7	04-30-23
DFA U.S. Sustainability Core Russell 3000	\$3,175,843	6.33%	-3.8 -3.1	2.1 2.6	23.2 23.8	9.4 9.0	24.7 24.4	04-30-23
BA - Beutel Goodman Large-Cap Value Fund Russell 1000 Value	\$3,930,992	7.84%	-5.9 -6.8	-5.1 -2.0	11.5 14.4	2.6 7.3	11.9 12.9	12-31-22
U.S. Small/Mid Cap Equity Funds								
Calvert Small Cap Fund Russell 2000	\$1,421,249	2.83%	-7.1 -8.3	0.4 0.3	12.2 11.5	10.0 9.6	10.6 16.6	04-30-23
Global/Developed International Funds								
Brown Advisory Global Leaders Fund MSCI All Country World Net	\$2,311,851	4.61%	-2.1 -2.4	-1.5 -1.0	14.1 17.5	4.1 5.6	20.0 19.8	12-31-22
DFA International Sustainability Core 1 Portfolio MSCI World ex-U.S. Net	\$2,173,063	4.33%	-3.0 -2.7	-7.6 -7.4	5.0 4.7	0.5 -0.2	6.8 6.5	04-30-23
Generation IM Global Equity Fund MSCI World Net	\$1,298,336	2.59%	0.0 -2.6	-1.9 -0.2	11.5 18.7	7.2 6.2	16.1 19.4	03-31-23
Hartford Schroders International Stock Fund MSCI ACWI ex-U.S. Net	\$1,438,212	2.87%	-1.6 -1.9	-5.8 -7.6	7.5 5.5	0.2 -0.1	19.4 17.6	10-31-23
BA WMC Japan Equity Fund Tokyo Stock Price Index (TOPIX)	\$1,468,487	2.93%	-2.6 -0.6	- -4.1	- 8.0	- 2.6	-2.6 -0.6	11-30-24

Performance Detail - Annualized

CCF Long-Term Sustainable Portfolio
December 31, 2024



	Current Market Value	Current Asset Weighting	Month To Date	Quarter To Date	Trailing 12 Months	Fiscal Year To Date	Invmt. Incept. To Date	Invmt. Incept. Date
Emerging Markets Funds								
DFA Emerging Markets Sustainability Core 1 Portfolio	\$1,887,880	3.77%	-1.1	-5.8	6.7	0.6	10.4	12-31-22
MSCI Emerging Markets Net			-0.1	-8.0	7.5	0.0	8.7	

All performance returns are gross of account-level management fees. However, mutual fund returns are net of fund expenses, and private equity and real estate are net of administrative fees. Investment performance is updated multiple times each month as new information is received. Because of this, returns may vary from previously reported numbers.
All performance returns exclude the value of unsupervised assets, but are inclusive of accrued interest.

Performance Summary - Annualized



CCF Intermediate-Term Portfolio
December 31, 2024

	Current Market Value	Current Asset Weighting	Month To Date	Quarter To Date	Trailing 12 Months	Fiscal Year To Date	Ann. (11-30-22) Incept. To Date
Cash & Equivalents	\$156,297	3.64%	0.3	1.0	7.7	2.9	7.0
Fixed Income	\$4,132,047	96.36%	-0.2	-0.8	3.7	2.8	4.2
TOTAL - GROSS	\$4,288,344	100.00%	-0.1	-0.8	3.7	2.8	4.2
TOTAL - NET	\$4,288,344	100.00%	-0.1	-0.9	3.4	2.6	3.9
Bloomberg Gov't/Credit 1-5 Year			-0.1	-0.7	3.8	2.8	4.2

All asset class and sub-category performance returns are gross of account-level management fees, but net of mutual fund expenses and private equity and real estate administrative fees. Investment performance is updated multiple times each month as new information is received. Because of this, returns may vary from previously reported numbers. All performance and market values shown exclude the value of unsupervised assets, but are inclusive of accrued interest.

Performance Detail - Annualized

CCF Intermediate-Term Portfolio
December 31, 2024



	Current Market Value	Current Asset Weighting	Month To Date	Quarter To Date	Trailing 12 Months	Fiscal Year To Date	Invmt. Incept. To Date	Invmt. Incept. Date
Separately Managed Fixed Income Portfolios								
BA Sustainable Short Duration Strategy	\$4,132,047	96.36%	-0.2	-0.8	3.7	2.8	4.5	12-31-22
Bloomberg Gov't/Credit 1-5 Year			-0.1	-0.7	3.8	2.8	4.3	

All performance returns are gross of account-level management fees. However, mutual fund returns are net of fund expenses, and private equity and real estate are net of administrative fees. Investment performance is updated multiple times each month as new information is received. Because of this, returns may vary from previously reported numbers.
All performance returns exclude the value of unsupervised assets, but are inclusive of accrued interest.

Performance Summary - Annualized



CCF Short-Term Portfolio
December 31, 2024

	Current Market Value	Current Asset Weighting	Month To Date	Quarter To Date	Trailing 12 Months	Fiscal Year To Date	Ann. (10-31-22) Incept. To Date
Cash & Equivalents	\$1,791,210	100.00%	0.3	1.0	5.4	2.6	5.0
TOTAL - GROSS	\$1,791,210	100.00%	0.3	1.0	5.4	2.6	5.4
TOTAL - NET	\$1,791,210	100.00%	0.3	0.9	5.1	2.4	5.0
Merrill Lynch 0-3 Month US Treasury Bill Index			0.4	1.2	5.3	2.6	5.1

All asset class and sub-category performance returns are gross of account-level management fees, but net of mutual fund expenses and private equity and real estate administrative fees. Investment performance is updated multiple times each month as new information is received. Because of this, returns may vary from previously reported numbers. All performance and market values shown exclude the value of unsupervised assets, but are inclusive of accrued interest.

Performance Summary - Annualized



CCF Title 3 Portfolio
December 31, 2024

	Current Market Value	Current Asset Weighting	Month To Date	Quarter To Date	Trailing 12 Months	Fiscal Year To Date	Ann. (11-30-22) Incept. To Date
Cash & Equivalents	\$35,894	6.05%	0.2	0.9	5.1	2.3	6.1
Fixed Income	\$379,463	63.97%	-0.9	-2.2	2.3	2.8	2.9
Bloomberg Aggregate			-1.6	-3.1	1.3	2.0	3.0
Equities	\$177,861	29.98%	-3.8	-1.4	14.3	5.0	13.9
MSCI All Country World Net			-2.4	-1.0	17.5	5.6	16.7
U.S. Equities	\$137,798	23.23%	-4.2	-0.3	16.2	5.8	14.3
Russell 3000			-3.1	2.6	23.8	9.0	20.2
Non-U.S. Equities	\$40,064	6.75%	-2.4	-4.7	8.5	2.5	12.2
MSCI ACWI ex-U.S. Net			-1.9	-7.6	5.5	-0.1	9.6
TOTAL - GROSS	\$593,218	100.00%	-1.7	-1.7	6.0	3.4	6.3
TOTAL - NET	\$593,218	100.00%	-1.7	-1.8	5.8	3.3	6.2
*Blended Benchmark:			-1.8	-2.2	6.1	3.1	7.1

All asset class and sub-category performance returns are gross of account-level management fees, but net of mutual fund expenses and private equity and real estate administrative fees. Investment performance is updated multiple times each month as new information is received. Because of this, returns may vary from previously reported numbers.

All performance and market values shown exclude the value of unsupervised assets, but are inclusive of accrued interest.

*Blend: 5% Merrill Lynch 0-3 Month US Treasury Bill Index // 65% Bloomberg Aggregate // 30% MSCI ACWI

Performance Detail - Annualized



CCF Title 3 Portfolio
December 31, 2024

	Current Market Value	Current Asset Weighting	Month To Date	Quarter To Date	Trailing 12 Months	Fiscal Year To Date	Invmt. Incept. To Date	Invmt. Incept. Date
Fixed Income Taxable Funds								
Brown Advisory Sustainable Bond Fund	\$244,051	41.14%	-1.5	-3.1	1.0	1.8	2.0	11-30-22
Bloomberg Aggregate			-1.6	-3.1	1.3	2.0	3.0	
Artisan High Income Fund	\$17,585	2.96%	-0.2	0.9	8.5	5.8	8.5	12-31-23
Bloomberg U.S. High Yield 2% Issuer Cap			-0.4	0.2	8.2	5.5	8.2	
Metropolitan West Unconstrained Bond Fund	\$58,724	9.90%	-0.5	-0.6	6.0	3.9	6.0	12-31-23
Bloomberg Aggregate			-1.6	-3.1	1.3	2.0	1.3	
Pimco Mortgage Opportunities and Bond Fund	\$59,103	9.96%	-0.3	-	-	-	0.8	10-31-24
Secured Overnight Financing Rate			0.4	1.2	5.4	2.6	0.8	
U.S. Large Cap Equity Funds								
Brown Advisory Sustainable Growth Fund	\$34,896	5.88%	-1.5	2.9	20.4	5.4	24.3	11-30-22
Russell 1000 Growth			0.9	7.1	33.4	10.5	31.0	
Parnassus Core Equity Fund	\$46,061	7.76%	-3.4	0.3	18.8	5.9	21.4	05-31-23
S&P 500			-2.4	2.4	25.0	8.4	25.9	
BA - Beutel Goodman Large-Cap Value Fund	\$32,331	5.45%	-5.9	-5.1	11.5	2.6	9.3	11-30-22
Russell 1000 Value			-6.8	-2.0	14.4	7.3	10.2	
U.S. Small/Mid Cap Equity Funds								
Calvert Small Cap Fund	\$24,510	4.13%	-7.1	0.4	12.2	10.0	14.0	05-31-23
Russell 2000			-8.3	0.3	11.5	9.6	18.3	
Global/Developed International Funds								
Brown Advisory Global Leaders Fund	\$12,300	2.07%	-2.1	-1.5	14.1	4.1	17.1	11-30-22
MSCI All Country World Net			-2.4	-1.0	17.5	5.6	16.7	
DFA International Sustainability Core 1 Portfolio	\$11,012	1.86%	-3.0	-7.6	5.0	0.5	10.0	05-31-23
MSCI World ex-U.S. Net			-2.7	-7.4	4.7	-0.2	10.0	
BA WMC Japan Equity Fund	\$11,424	1.93%	-2.6	-	-	-	-0.2	10-31-24
Tokyo Stock Price Index (TOPIX)			-0.6	-4.1	8.0	2.6	0.3	
Emerging Markets Funds								
DFA Emerging Markets Sustainability Core 1 Portfolio	\$5,328	0.90%	-1.1	-5.8	6.7	0.6	10.4	05-31-23
MSCI Emerging Markets Net			-0.1	-8.0	7.5	0.0	10.3	

All performance returns are gross of account-level management fees. However, mutual fund returns are net of fund expenses, and private equity and real estate are net of administrative fees. Investment performance is updated multiple times each month as new information is received. Because of this, returns may vary from previously reported numbers. All performance returns exclude the value of unsupervised assets, but are inclusive of accrued interest.

Performance Summary - Annualized



CCF Title 5 Portfolio
December 31, 2024

	Current Market Value	Current Asset Weighting	Month To Date	Quarter To Date	Trailing 12 Months	Fiscal Year To Date	Ann. (11-30-22) Incept. To Date
Cash & Equivalents	\$277,942	18.83%	0.3	0.7	4.8	2.1	4.8
Fixed Income	\$816,494	55.31%	-0.9	-2.2	2.3	2.8	2.9
Bloomberg Aggregate			-1.6	-3.1	1.3	2.0	3.0
Equities	\$381,904	25.87%	-3.8	-1.4	14.3	5.0	14.0
MSCI All Country World Net			-2.4	-1.0	17.5	5.6	16.7
U.S. Equities	\$295,624	20.02%	-4.2	-0.3	16.3	5.7	14.5
Russell 3000			-3.1	2.6	23.8	9.0	20.2
Non-U.S. Equities	\$86,281	5.84%	-2.4	-4.8	8.5	2.5	12.1
MSCI ACWI ex-U.S. Net			-1.9	-7.6	5.5	-0.1	9.6
TOTAL - GROSS	\$1,476,341	100.00%	-1.4	-1.6	6.2	3.6	6.4
TOTAL - NET	\$1,476,341	100.00%	-1.4	-1.6	6.0	3.5	6.2
*Blended Benchmark:			-1.8	-2.2	6.1	3.1	7.1

All asset class and sub-category performance returns are gross of account-level management fees, but net of mutual fund expenses and private equity and real estate administrative fees. Investment performance is updated multiple times each month as new information is received. Because of this, returns may vary from previously reported numbers.

All performance and market values shown exclude the value of unsupervised assets, but are inclusive of accrued interest.

*Blend: 5% Merrill Lynch 0-3 Month US Treasury Bill Index // 65% Bloomberg Aggregate // 30% MSCI ACWI

Performance Detail - Annualized



CCF Title 5 Portfolio
December 31, 2024

	Current Market Value	Current Asset Weighting	Month To Date	Quarter To Date	Trailing 12 Months	Fiscal Year To Date	Invmt. Incept. To Date	Invmt. Incept. Date
Fixed Income Taxable Funds								
Brown Advisory Sustainable Bond Fund	\$525,147	35.57%	-1.5	-3.1	1.0	1.8	2.0	11-30-22
Bloomberg Aggregate			-1.6	-3.1	1.3	2.0	3.0	
Artisan High Income Fund	\$37,804	2.56%	-0.2	0.9	8.5	5.8	8.5	12-31-23
Bloomberg U.S. High Yield 2% Issuer Cap			-0.4	0.2	8.2	5.5	8.2	
Metropolitan West Unconstrained Bond Fund	\$126,473	8.57%	-0.5	-0.6	6.0	3.9	6.0	12-31-23
Bloomberg Aggregate			-1.6	-3.1	1.3	2.0	1.3	
Pimco Mortgage Opportunities and Bond Fund	\$127,071	8.61%	-0.3	-	-	-	0.8	10-31-24
Secured Overnight Financing Rate			0.4	1.2	5.4	2.6	0.8	
U.S. Large Cap Equity Funds								
Brown Advisory Sustainable Growth Fund	\$74,490	5.05%	-1.5	2.9	20.4	5.4	24.3	11-30-22
Russell 1000 Growth			0.9	7.1	33.4	10.5	31.0	
Parnassus Core Equity Fund	\$98,991	6.71%	-3.4	0.3	18.8	5.9	21.4	05-31-23
S&P 500			-2.4	2.4	25.0	8.4	25.9	
BA - Beutel Goodman Large-Cap Value Fund	\$69,394	4.70%	-5.9	-5.1	11.5	2.6	9.3	11-30-22
Russell 1000 Value			-6.8	-2.0	14.4	7.3	10.2	
U.S. Small/Mid Cap Equity Funds								
Calvert Small Cap Fund	\$52,749	3.57%	-7.1	0.4	12.2	10.0	14.0	05-31-23
Russell 2000			-8.3	0.3	11.5	9.6	18.3	
Global/Developed International Funds								
Brown Advisory Global Leaders Fund	\$26,447	1.79%	-2.1	-1.5	14.1	4.1	17.1	11-30-22
MSCI All Country World Net			-2.4	-1.0	17.5	5.6	16.7	
DFA International Sustainability Core 1 Portfolio	\$23,315	1.58%	-3.0	-7.6	5.0	0.5	10.0	05-31-23
MSCI World ex-U.S. Net			-2.7	-7.4	4.7	-0.2	10.0	
BA WMC Japan Equity Fund	\$24,752	1.68%	-2.6	-	-	-	-0.2	10-31-24
Tokyo Stock Price Index (TOPIX)			-0.6	-4.1	8.0	2.6	0.3	
Emerging Markets Funds								
DFA Emerging Markets Sustainability Core 1 Portfolio	\$11,767	0.80%	-1.1	-5.8	6.7	0.6	10.4	05-31-23
MSCI Emerging Markets Net			-0.1	-8.0	7.5	0.0	10.3	

All performance returns are gross of account-level management fees. However, mutual fund returns are net of fund expenses, and private equity and real estate are net of administrative fees. Investment performance is updated multiple times each month as new information is received. Because of this, returns may vary from previously reported numbers. All performance returns exclude the value of unsupervised assets, but are inclusive of accrued interest.

MEMORANDUM

DATE: January 23, 2025
TO: Executive Committee
FROM: Julie Thiebaut
SUBJECT: President's Circle Campaign

2024-25 President's Circle Campaign

Mike Allard and William Ow are co-chairs of the 2024-25 President's Circle Committee. As of January 21, 2025:

- \$490,009 has been raised—\$30K ahead of last year at this time.
- 207 members
 - 22 NEW members
 - 18 renewing donors increased their support this year

William Ow has graciously offered to host a special reception for new and prospective President's Circle members in the Old Wrigley Building on February 20th from 5:30-7:00pm. Guests will have the opportunity to learn more about Cabrillo, mingle with committee members and meet President Matt Wetstein. Invitations will be mailed and emailed soon.

President's Circle Events

President's Level (\$1,000+)

Reception and Cabrillo Stage Summer Musical	Summer 2025
President's Holiday Reception	December 5, 2025

President's Plus Level (\$1,500+)

Tapas with Teachers: flash lectures by Cabrillo Faculty	April 2025
---	------------

Director Level (\$2,500+)

Culinary Student Showcase	May 2025
---------------------------	----------

Trustee Level (\$5,000+)

Campus Art Tour and Lunch at the Sesnon House	March 2025
---	------------

Benefactor level (\$10,000+)

Dinner at the home of Karen Cogswell and John Maenchen	August 2025
--	-------------

Luminary Level (\$15,000+)

A special, curated Cabrillo experience	Spring 2025
--	-------------

MEMORANDUM

DATE: January 23, 2025
TO: Executive Committee
FROM: Julie Thiebaut
SUBJECT: Scholarship Program

Our annual year-end scholarship solicitation letters were mailed to over 500 donors before the holiday break in December. Committee members added personal notes to the letters for some of our scholarship donors, thanking them for their support. Student thank you letters were included with many of the scholarship solicitations. **As of January 22, we have received over \$230,000 in scholarship support from 114 donors in response to this mailing.**

Scholarship committee members serve as community ambassadors for our scholarship program. Committee members include: Rachael Spencer (Chair), Claire Biancalana, Jess Brown, Ceil Cirillo, Virginia Coe, Karen Cogswell, Kathryn Cowan, Linda Downing, Adele Miller, Corinne Miller, Cory Ray, Dan Rothwell, Julie Thiebaut, Rachel Wedeen and Jill Wilson

I am truly honored and ecstatic to find out I was awarded this generous donation.

Receiving this scholarship has brought great relief and financial support to continue my engineering education. It has motivated me. Being a Latina woman in engineering has its barriers, but knowing I have the support of generous people like you pushed me to work harder and excel in my education.

I am currently majoring in civil engineering and soon to be graduating from Cabrillo College in Spring 2025. I hope to transfer to San Jose State University and receive my bachelor's in civil engineering. I aspire to one day come back to Santa Cruz County and work for my community. I want to come back to Cabrillo College and be able to support young women pursuing their dream of becoming engineers, as you have done for me.

Thank you for your generosity and commitment to helping Latina Women in Engineering.

-Janine R.
2024 Women in Engineering Endowed Scholarship Recipient



MEMORANDUM

DATE: January 23, 2025
TO: Executive Committee
FROM: Michele Bassi
SUBJECT: **Women's Educational Success (WES)**

WES grants are a critical resource for faculty on campus, empowering them to send a lifeline to a struggling student. This year a total of **\$125,000** will be given out to students in need by the end of the 2024-25 academic year. **Since the program's inception in 1997, we have awarded over \$1.1 million to nearly 2,500 students.**

Thanks to the WES Co-chairs, Angie McClellan and Peggy Flynn, and our committee of Best Friends, we had our most stellar year of fundraising for WES to date: **\$321,395 was raised from 524 donors**, about \$36,000 more than what was raised in 2023!

We were fortunate that the Wedeen Hammer Locatelli Group at Morgan Stanley partnered with the Sharanam Foundation to give a matching grant that inspired donors to increase their support and give gifts of \$250 or more.

Cynthia Druley has joined Peggy Flynn as our newest committee co-chair, and we'll begin planning the 2025 campaign in late February.



Lenada is a Human Services major at Cabrillo College and is part of our Rising Scholars program. WES provided the support she needed to stay in school and she recently shared her gratitude with the Foundation:

During my time at Cabrillo College, I have been displaced from a stable home with my 6-year-old daughter, Navalyah. We were placed into an emergency women and children shelter in Watsonville, which allowed me and my daughter to finish the rest of our school year in a safe and healthy environment.

The WES grant helped us too. I was able to stock up on school supplies and buy what I needed to stay at home on Friday and Saturday, so I don't have to bring my daughter all day to the tutoring center. I can breathe for the first time in what seems like forever. From the bottom of my heart, thank you so much to the donors and foundation for this Women's Educational Success Grant.

MEMORANDUM

DATE: January 23, 2025
TO: Executive Committee
FROM: Eileen Hill
SUBJECT: **Cabrillo Advancement Program (CAP) Update**

BACKGROUND


The Cabrillo Advancement Program (CAP) is a scholarship and support program designed to increase the academic success of high risk, low income students and to support their preparation for attending college. CAP includes over 350 participants in 12 schools throughout Santa Cruz County. CAP scholars are selected through a competitive process open to students who qualify for free or reduced lunches.

Beginning with the first year of middle school and continuing through high school, CAP students receive after-school tutoring and participate in counseling and extra-curricular activities that sustain their commitment to preparing for college. Students who complete CAP receive \$3,000 in scholarships upon high school graduation for their first and second year at Cabrillo.

CAP CEREMONY

Seventy new sixth grader are currently being selected and we will be celebrating the students and their families at the **CAP Ceremony on Tuesday, March 11th from 6-8pm at the Crocker Theater**. This year will be the first graduating class from Branciforte Middle School, which was added to the CAP program in 2018.

We will be recognizing and hearing from **Soledad Sosa Fuentes**, who started the CAP program in 2009. She attended Cabrillo College, where she studied Math and gained early experience in supporting her peers as a math tutor, a CAP tutor, and a STEM Coach for first-generation college students. She later earned a Master's degree in Counseling with an emphasis in College Counseling and Student Services from California State University, Northridge. Soledad is a first-generation professional, currently serving as the Outreach Coordinator at Monterey Peninsula College and as an Associate Therapist with Luminarias Institute Inc



SCHOLARSHIPS

- 1. CAP Scholarships: \$1,500 per student (29)**
For CAP students who complete the CAP program, graduate from high school and attend Cabrillo no later than one academic year after graduation. Students must be enrolled in 12+ units at Cabrillo to receive the full scholarship award.
- 2. Barbara Samper CAP Four-year Scholarships: \$1,000 for select students (10)**
For CAP students who graduate from high school and go directly to a four-year college. Proof of enrollment is required.
- 3. Barbara Samper CAP Second Year Scholarships: \$1,500 per student (12)**
For CAP students who have completed 24 units at Cabrillo in the prior 12 months. Students must be enrolled in 12+ units at Cabrillo to receive the full scholarship award.
- 4. CAP Transfer Scholarships: \$1,000 - \$2,500 for select students (2)**
For Cabrillo students transferring to four-year colleges.

MEMORANDUM

DATE: January 23, 2025
TO: Executive Committee
FROM: Eileen Hill
SUBJECT: **Faculty and Staff Grants**

Faculty and Staff Grants

Cabrillo College Foundation has three grant programs to support Cabrillo College faculty:

- 1. Faculty Grants for Student Success: \$110,058 awarded**
- 2. Crocker Endowment Grants: \$23,727 awarded**
 - Crocker Nursing Endowment Grants
 - Crocker Dental Hygiene Endowment Grants
 - Crocker VAPA Endowment Grants
 - Crocker Campus-Wide Endowment Grants
- 3. Engineering and Applied Science Endowment: \$8,920 (will be awarded in the coming months)**

Crocker Endowment selections were made in late October, and in November, a committee of Foundation Board Members, Cabrillo faculty, and community members reviewed proposals and selected recipients for Faculty Grants for Student Success.

This year, we are pleased to be able to award special funding that was available to use at Matt Wetstein's discretion. While we're not able to offer this type of funding every year, we're delighted to fund seven additional proposals, totaling \$45,000 in grant funds.

This year the Cabrillo Foundation awarded a total of **\$178,080 to date** to Cabrillo staff and faculty to enhance student learning and increase student success.

A list of 2024-25 funded projects is attached, which includes proposals funded by the ASCC Student Senate Endowment.

Please join us for the **Faculty and Staff Grant Awards Reception**, where you'll learn more about the projects that have received funding and celebrate the grant recipients!

Faculty and Staff Grant Awards Reception
Thursday, January 30th
4:00 – 6:00pm
Sesnon House

Current committee members include: Cherie Barkey, Owen Brown, Linda Downing, Les Forester, Jan Furman, Mary Gaukel, Omar Gonzalez-Benitez, Inga Gonzalez Moses, Francisco Iniguez, Tobin Keller, Diane Koenig, Rick Li Fo Sjoe, Gun Ruder, Ana Ruiz, Spenser Russell, David Schwartz, Ron Sekkel

2024 Faculty and Staff Awarded Projects

Erica Bailey, VAPA

Taking the Tool Room Checkout System Digital: \$1,595.85

Matt Blostein, VAPA

Sound Effects Library Access for MTRA Students: \$3,999.00

Matt Blostein, VAPA

Tube Microphone for MTRA Program: \$5,000.00

Alexandria Bordas, BELA

Digital Upgrade: \$4,700.00

Celia Brezner, HAWK

APE Weight Room Treadmill: \$5,500.00

Mirella Brokaw, HAWK

Flashcard and Escape room games for Nursing Students in the Clinical Post Conference Setting- Break Out RN: \$1,500.00

Binh Cheung, NAS

21st Century Welders: \$8,251.85

Sam Clarkson, VAPA

Studio accessibility enhancement: \$2,790.06

Daniel De La Cruz, NAS

TX1 Ultimate Digital Forensics Kit: \$7,639.29

Katie Dowling, Student Services

Staying on the Path with Effective Long-Term Contraception: \$3,000.00

William (Skip) Epperson, VAPA

Piano Accompanist Artist Fee: \$ 960.00

William(Skip) Epperson, VAPA

Sony VPL-FHZ131L/W 13,000-Lumen WUXGA Laser 3LCD Projector: \$16,537.00

William(Skip) Epperson, VAPA

Video Camera operator to support TA21 Acting for the Camera class: \$1,040.00

Carlos E Figueroa, NAS

E/m tube replacement: \$5,181.54

Shirley Flores, HASS

Funding request for Reyna Grande visit/books: \$3,500.00

Adrienne Frisbee, NAS

Anatomy lab supplies: \$ 708.33

Skye Gentile, HASS

Spring Fling, Student Showcases, and Nonverbal Museum: \$3,258.70

Lorena Gonzalez, HASS

Materials for the Watsonville Campus ECE Curriculum Classes: \$2,969.54

Nicky Hughes, NAS

Horticulture landscape: Plant learning signage: \$1,701.00

Francisco Jimenez, NAS

Expanding Access to Interactive Learning with Classroom Chromebooks: \$1,888.96

Francisco Jimenez, NAS

More Quantitative and Cost-effective Chem 3 Labs with Reduced Waste: \$1,824.78

David King, VAPA

Sound for 1117 Dance Studio Classroom: \$ 799.98

Sophie Lastra, VAPA

The Alpine Kiln Repair Project: \$ 748.45

Elk Latham, VAPA

Crocker Theater Sound reinforcement upgrade: \$ 2,976.21

Heather Lawler, HAWK

Dental Palpation Simulator: \$4,499.00

Lesley Loudon, VAPA

Video Accessories for New AS-T in Film/Video Degree/Certificate Students: \$4,010.34

Scott Masik, HAWK

Operation Play Ball!-Baseball & Softball Field Tarps: \$17,087.52

Monica Mendenhall, Student Services

Chefs in the NEST: \$1,800.00

Oli Mohammadi, HASS

Creating inclusive lectures that cultivate a sense of belonging.: \$ 216.00

Andrea Mollenauer, HASS

Culinary Arts Department Café Operations Expansion: \$6,800.00

Richard Nolthenius, NAS

Astrophotography Computer-controlled Mount: \$1,000.00

Dave Osland, NAS

Welding Fabrication Bender: \$4,921.00

Sofia Ramirez G, Student Services

5th Grade Experience: \$2,000.00

2024 Faculty and Staff Awarded Projects

Beverly Rayner, VAPA

Track light fixtures and bulbs: \$ 616.98

Beverly Rayner, VAPA

Purchase new projector: \$2,193.90

Beverly Rayner, VAPA

Purchase Specialized board cutter: \$ 627.63

Sarah Reinhard, HASS

Biopsychology Lab Equipment: \$2,930.00

Gail Ritchie Bobeda, VAPA

Specialty decorating tools for the ceramics program: \$ 570.99

Jonathan Sandoval, HAWK

MA Skills Lab - EKG Equipment: \$4,383.79

Steven Schloemer, VAPA

"Upgrading Safety in the VAPA Power Tool Room via a new
Saw Stop Table Saw": \$5,005.00

Yves Tan, NAS

Spectrophotometers and Gel Electrophoresis for Biology Labs:
\$7,230.46

Clare Taylor, NAS

Teaching Microscope for Horticulture: \$8,000.00

Natalie Vanoli, HAWK

Ergonomic Clinician Stools: \$8,496.00

Natalie Vanoli, HAWK

Educational Camera for Clinical Instruction: \$4,866.18

Devin Walker, Student Services

Umoja Global Program: History and Identity in Ghana:
\$10,000.00

Sally Weiss, HAWK

Storytelling Technical support: \$1,550.00

Gina Westjohn, Student Services

Equipment to enhance client/patient confidentiality meet
HIPAA regulations: \$2,500.00

Jenna Zeller, HAWK

Preparing for Nursing Simulation Accreditation: \$4,100.00

Lucia Znamirovski & Tobin Keller, VAPA

Epson Archival Large-Format Scanner: \$5,088.11

MEMORANDUM

DATE: January 23, 2025
TO: Executive Committee
FROM: Patrick Andrews
SUBJECT: 2025-26 Budget Timeline

The following is the schedule for the 2025-26 Cabrillo College Foundation budget process:

Week of January 6, 2025	Patrick Andrews begins requesting and collecting information for the 2025-26 budget
Week of January 21, 2025	Eileen Hill and Patrick Andrews to review information and determine if further information is needed
January 28, 2025	Eileen Hill and Patrick Andrews meet to compare prior year trends to 2024-25 plan
February 18, 2025	Patrick Andrews provides Eileen Hill with draft of 2025-26 Budget. Eileen Hill reviews, recommends changes and approves final 2025-26
March 26, 2025	Send recommended Budget to Finance and Investment Committee
April 3, 2025	Finance and Investment Committee reviews 2025-26 Budget and makes recommendation to Executive Committee
April 17, 2025	Send recommended Budget to Executive Committee
April 24, 2025	Executive Committee reviews 2025-26 Budget and makes recommendations to Board of Directors
May 6, 2025	Send recommended Budget to Board of Directors
May 13, 2025	Board of Directors approves 2025-26 Budget

2024-25 Cabrillo College Foundation Committee Meetings and Events July 1, 2024 - June 30, 2025

Updated 1/23/2025

<p><u>BOARD OF DIRECTORS</u> <i>Tuesdays, 12:00-2:00 pm</i></p> <p>New Member Orientation August 27, 2024 2:00 -4:00 pm</p> <p>Meetings: September 10, 2024 (4:00 pm - 6:00 pm) November 12, 2024 February 11, 2025 (Watsonville Center) May 13, 2025</p> <p><u>AUDIT</u> <i>10:00-11:00 am</i> October 8, 2024</p> <p><u>EXECUTIVE</u> <i>9:00-10:00 am</i> August 26, 2024 (11:00 am – 12:30 pm) October 24, 2024 January 30, 2025 April 24, 2025 (9:00 – 10:30 am)</p> <p><u>FINANCE AND INVESTMENT</u> <i>9:00-10:30 am</i> August 19, 2024 (10:00 - 11:00 am) October 17, 2024 January 16, 2025 April 3, 2025</p>	<p><u>FACULTY GRANTS</u></p> <p><u>NOMINATING</u></p> <p><u>PRESIDENT'S CIRCLE</u> September 17, 2024 4:00 - 5:30 pm (kick-off party)</p> <p>October 14, 2024 (packet pick up)</p> <p>Spring, 2025 TBD 5:00 pm – 7:00 pm (wrap-up party)</p> <p><u>WOMEN'S EDUCATIONAL SUCCESS (WES)</u> September 13, 2024 12:00 pm – 1:00 pm (Luncheon) Samper Recital Hall</p> <p><u>SCHOLARSHIP</u> November 15, 2024 10:00 am - 11:00am Seson House</p> <p><u>CABRILLO ADVANCEMENT PROGRAM</u> Spring 2025</p> <p><u>VETERANS</u> September 24, 2024 9:00 am - 10:00 am Horticulture Center</p>	<p><u>EXCLUSIVE EVENTS FOR PRESIDENT'S CIRCLE MEMBERS</u></p> <p>Cabrillo Stage Play and PC Reception <i>\$1,000+ Members</i> July 21, 2024 12:30 pm Seson House</p> <p>Tapas with Teachers <i>\$1,500+ Members</i> Spring, 2025 TBD 5:30 - 7:30 pm</p> <p>Culinary Student Showcase <i>\$2,500+ Members</i> Spring 2025 TBD 6:00 - 9:00 pm</p> <p>Campus Art Tour and Reception <i>\$5,000 + Members</i> Spring 2025 TBD</p> <p>Dinner at the home of a Foundation supporter <i>\$10,000+ Members</i> Summer 2025 TBD</p> <p>Curated Cabrillo Experience <i>\$15,000+ Members</i> Summer 2025 TBD</p>	<p><u>EVENT DATES</u></p> <p>Retiree Happy Hour October 15, 2024 4:00 pm – 6:00 pm</p> <p>President's Holiday Party December 6, 2024 5:00 PM</p> <p>Faculty and Staff Grants Awards January 30, 2025 4:00 pm – 6:00 pm</p> <p>Cabrillo Advancement Program (CAP) Ceremony March 11, 2025 6:00 pm</p> <p>Heritage Club Lunch Spring 2025 TBD 12:00 pm – 1:00 pm</p> <p>American Dream Scholarship Ceremony May 2025 TBD 4:00 - 5:00 pm</p>
--	---	---	--

2024-25 Cabrillo College Foundation Committee Roster – Updated 1/23/2025

BOARD OF DIRECTORS

Rob Allen
 Pegi Ard
 Blanca Baltazar-Sabbah,
 VP Student Services
 Michele Bassi, Vice
 President
 Claire Biancalana
 Karen Cogswell, CFO
 Freny Cooper
 Kathryn Cowan
 Sesario Escoto
 Jan Furman
 Omar Gonzalez-Benitez
 Travaris Harris, VP
 Instruction
 Diane Marvin Koenig
 Vance Landis-Carey
 Rick Li Fo Sjoe
 Ed Newman, President
 Erica Ow
 Cory Ray
 Dan Rothwell, College
 Trustee
 Spenser Russell
 Ron Sekkel
 Karen Semingson
 Trevor Strudley
 Julie Thiebaut, Secretary
 Rachel Wedeen, Past
 President
 Matt Wetstein, CC President
 Kristin Wilson, Faculty
 Representative
 Donna Ziel, College Trustee

AUDIT

Chair: Karen Semingson
 David Heald
 Spenser Russell
Staff: Eileen Hill
 Patrick Andrews

EXECUTIVE

Michele Bassi, Vice
 President
 Karen Cogswell, CFO
 Ed Newman, President
 Julie Thiebaut, Secretary
 Rachel Wedeen, Past
 President
 Matt Wetstein, CC
 President
Staff: Eileen Hill
 Patrick Andrews

FINANCE & INVESTMENTS

CFO: Karen Cogswell
 Pegi Ard
 Owen Brown
 Marshall Delk
 David Heald
 Gun Ruder
 Trevor Strudley
Staff: Eileen Hill
 Patrick Andrews

CABRILLO ADVANCEMENT PROGRAM (CAP)

Chair: Carrie Birkhofer
 Eva Acosta
 Rob Allen
 Enrique Buelna
 Sesario Escoto
 Omar Gonzalez-Benitez
 Rachel Mayo
 June Padilla Ponce
 Maria Esther Rodriguez
College Advisors:
 Liz Dominguez
 Michelle Donohue
Staff: Eileen Hill, Caitlin Bonura

FACULTY GRANTS

Cherie Barkey
 Owen Brown
 Linda Burroughs
 Linda Downing
 Les Forster
 Jan Furman
 Mary Gaukel
 Omar Gonzalez-Benitez
 Inga Gonzalez Moses
 Francisco Iñiguez
 Tobin Keller
 Diane Koenig
 Rick Li Fo Sjoe
 Gun Ruder
 Ana Ruiz
 Spenser Russell
 David Schwartz
 Ron Sekkel
 Natalie Vanoli
Staff: Eileen Hill, Caitlin Bonura

NOMINATING

Michele Bassi
 Ed Newman
 Patty Quillin
 Rachael Spencer
 Rachel Wedeen
Lead Staff: Eileen Hill

PRESIDENT'S CIRCLE

Co-chairs:
 Mike Allard
 William Ow
 Kalena Allard
 Pegi Ard

Jim Baker
 Claire Biancalana
 Owen Brown
 Linda Burroughs
 Marilyn Calciano
 Karen Cogswell
 Freny Cooper
 Kathryn Cowan
 Lee Duffus
 Kristin Fabos
 Duf Fischer
 Paula Fischer
 Peggy Flynn
 Jan Furman
 Jackie Heald
 Kent Imai
 Diane Koenig
 Julie Lambert
 Vance Landis
 Bill McGowan
 Mary McGowan
 Fred McPherson
 Annie Morhauser
 Ed Newman
 Erica Ow
 Cam Primavera
 Karen Primavera
 Ron Sekkel
 Trevor Strudley
 Ginny Solari Mazry
 Rachael Spencer
 Julie Thiebaut
 Rachel Wedeen
 Matt Wetstein
 Theo Wierdsma
Staff: Caitlin Bonura

SCHOLARSHIP

Chair: Rachael Spencer
 Claire Biancalana
 Jess Brown
 Ceil Cirillo
 Virginia Coe
 Karen Cogswell
 Kathryn Cowan
 Linda Downing
 Adele Miller
 Corinne Miller
 Dan Rothwell
 Julie Thiebaut
 Rachel Wedeen
 Jill Wilson
Staff: Caitlin Bonura

RETIREE COMMITTEE

Dale Attias
 Claire Biancalana
 Doug Deaver
 Jane Gregorius
 Alan Holbert
 Andre Neu
 Francine Van Meter
 Lynda Watson

VETERANS COMMITTEE

Co-chairs:
 Connor Bengston
 Linda Mejia
 Stoney Brook
 Flor Chacon
 Ricardo Espinoza
 Kristin Fabos
 Les Forster
 Mary Govaars
 John Graulty
 Rachael Spencer
 Terrence Willett
 Chuck Woodson
 Donna Ziel

WOMEN'S EDUCATIONAL SUCCESS (WES)

Co-chairs:
 Peggy Flynn
 Angie McClellan
 Eva Acosta
 Shannon Brady
 Angela Chesnut
 Lynette Cleland
 Kathryn Cowan
 Cynthia Druley
 Chris Eckstrom
 Edna Elkins
 Cynthia FitzGerald
 Corrine Flanagan
 Robin Gaither
 Amy Ivey
 Gwen Kaplan
 Jessica Locatelli
 Chris Maffia
 Rose Odland
 Martina O'Sullivan
 Gail Pellerin
 Krista Snelling
 Ginny Solari Mazry
 Rachael Spencer, cofounder
 Marni Williams
 Kristin Wilson

WES Advisors:
 David Alvarez-Gonzalez
 Leti Amezcua
 Sue Bruckner
 Lauren Cole
 Olga Diaz
 Mario Garcia
 Ofelia Garcia

			Holly Goodman Gropi Judith Guerrero Gabby Huezo Katherine Love Michelle Morton Christina Ortega Beth Regardz Ana Rodriguez Lupe Rodriguez Jo-Ann Panzardi Barbara Schultz-Perez Magdalena Serrano Nancy Spangler Tasha Sturm Windy Valdez Marilyn Zanetti Jenna Zeller <i>Staff:</i> Caitlin Bonura
--	--	--	---