

Cabrillo College FOUNDATION

OFFICERS

PRESIDENT

Rachel Wedeen

VICE PRESIDENT

Ed Newman

SECRETARY

Michele Bassi

CHIEF FINANCIAL OFFICER

Pegi Ard

PAST PRESIDENT

Patty Quillin

COMMUNITY REPRESENTATIVES

Rob Allen

Karen Cogswell

Kathryn Cowan

Sesario Escoto

Jan Furman

Diane Koenig

Vance Landis-Carey

Rick Li Fo Sjo

Rene Mendez

Erica Ow

Cory Ray

Spenser Russell

Ron Sekkel

Karen Semingson

Trevor Strudley

Kate Terrell

Julie Thiebaut

COLLEGE TRUSTEE REPRESENTATIVES

Dan Rothwell

Rachael Spencer

Donna Ziel

COLLEGE STAFF REPRESENTATIVES

Matthew E. Wetstein

President

Travaris Harris

VP Instruction

Amy Lehman-Sexton

VP Student Services

Bradley Olin

VP Administrative Services

Kristin Wilson

Faculty Representative

EXECUTIVE DIRECTOR

Eileen Hill

MEMORANDUM

DATE: January 25, 2024

TO: Pegi Ard, Michele Bassi, Ed Newman, Patty Quillin, Rachael Spencer, Matt Wetstein

FROM: Rachel Wedeen, CCF President

STAFF: Eileen Hill, Nancy Machado, Lori Hood

SUBJECT: **Executive Committee Meeting**
Thursday, February 1, 2024
10:00 am – 11:00 am
Sesnon House

Item	Responsibility	Page
------	----------------	------

A. Regular Open Session

1. Welcome and Call to Order	R. Wedeen	
------------------------------	-----------	--

2. Approval of Agenda	R. Wedeen	
-----------------------	-----------	--

We reserve the right to change the order in which agenda items are discussed and/or acted upon at this meeting. Subject to further action, the agenda for this meeting is to be approved as presented. Items may be added to this agenda for discussion or action only as permitted by the Brown Act.

3. October 26, 2023 meeting minutes	R. Wedeen	4 – 7
-------------------------------------	-----------	-------

B. Public Comment

1. Public Comment Opportunity	R. Wedeen	
-------------------------------	-----------	--

Item	Responsibility	Page
C. Reports		
1. Cabrillo College President Report	M. Wetstein	8 – 11
2. Executive Director Report	E. Hill	12
2.1 2023-24 Fundraising Targets		13
2.2 Fundraising Totals and Goals July 1, 2023 to January 12, 2024		14
Outright Gifts:	\$6,347,559	
Unbooked Revocable Planned Gifts:	\$2,100,000	
Total:	\$8,447,559	
2.3 2023-24 Disbursements as of December 31, 2023		15
2.4 Total Net Assets, Endowed Net Assets and Historical Gifts Chart as of December 31, 2023		16
D. Action Items		
1. December 31, 2023 Financial Statements	P. Ard	
1.1 December 31, 2023 Condensed Narrative		17
1.2 Balance Sheet		18 – 20
1.3 Income Statement by Fund		21 – 22
1.4 Income Statement Budget-to-Actual		23 – 24
E. Informational Items		
1. Review of CCF Investments as of December 31, 2023	P. Ard	25 – 37
2. Timeline for hiring the new Accounting and Human Resources Manager	E. Hill	38
3. President's Circle Campaign	R. Wedeen	39
4. Women's Educational Success	M. Bassi	40
5. Scholarship Committee	R. Spencer	41
6. Faculty Grants	M. Wetstein	42
7. Cabrillo Advancement Program	E. Hill	43
8. 2024-25 Budget Timeline	N. Machado	44

Item	Responsibility	Page
E. Informational Items (cont.)		
9. Committee Calendar and Roster	R. Wedeen	45 – 47
F. Adjournment		
1. Adjournment	R. Wedeen	

UPCOMING EXECUTIVE MEETINGS:

Thursday, April 25, 2024
9:00 – 10:30 a.m.

Executive Committee 2023-24 Attendance Chart

Executive Committee Members	8/24/23	10/26/23	2/1/24	4/25/24
Pegi Ard	P	P		
Michele Bassi	A	A		
Ed Newman	P	P		
Patty Quillin	P	A		
Rachael Spencer	P	P		
Rachel Wedeen	P	A		
Matt Wetstein	P	P		

P=Present, A=Absent, N/A=Not applicable, not on committee at that time. Attendance is based on the Executive Committee meeting minutes. Please call the Cabrillo College Foundation office if you believe this chart is in error.

Cabrillo College Foundation
Executive Committee Meeting Minutes
October 26, 2023

Present: Pegi Ard, Ed Newman, Rachael Spencer, Matt Wetstein

Absent: Michele Bassi, Patty Quillin, Rachel Wedeen

Staff: Eileen Hill, Nancy Machado

Call to Order – Ed Newman called the meeting to order at 9:00 am.

Approval of Agenda

Motion: MSC: R. Spencer/P. Ard The committee voted unanimously to approve the Executive Committee agenda.

Approve Executive Committee Minutes

Motion: MSC: R. Spencer/P. Ard Pegi Ard, Ed Newman, Rachael Spencer and Matt Wetstein voted to approve the Executive Committee Minutes of August 24, 2023. Michele Bassi, Patty Quillin and Rachel Wedeen were absent.

Public Comment Opportunity

There were no members of the public in attendance.

Cabrillo College President's Report

Matt reported that the housing project has been approved. It will be a unique housing project in that it is a collaborating between a community college and UC with the project physically located at the community college. The Financing will be done with UCSC so it is their court to get the financing and any legal statutes sorted out

Matt reported on three state and federal funded grants that the college has recently received to support first year experience work for our students dual enrollment, and specialized labor market researched.

Executive Director's Report

Eileen reported that Foundation held the second annual Cabrillo Retirees Happy Hour with about 60 attendees. Staff attended the CASE conference, a national conference for community college foundations and came away with some good ideas.

The Foundation has been working on various proposals, two have been funded recently: \$25K for the development of a new Heat Pump Certification (advanced HVAC) and \$130k from Monterey Peninsula Foundation to support the Stroke and Disability Learning Center. In addition, Eileen is working with the trustee of Tom Sourisseau's estate to wind down the estate so that we can start using the funds to support students and faculty /staff grants.

Net Assets, Endowed Net Assets and Historical Gifts Chart

The ending net assets balance as of August 31, 2023 was \$44,069,250. The endowed net assets balance was \$39,556,464. The endowed historical gifts value was \$34,555,707.

Approve Financial Statements

Executive Committee members received the June 30, 2023, July 31, 2023 and August 31, 2023 Post Audit Statements. It was noted that the Auditors have put the OPEB and pension liabilities back on the books and they are reflected in these post-audit statements. Pegi Ard reported as of June 30, 2023, the total assets were \$46M, \$2.8M over prior year. Net assets were \$43M, \$2.1M more than prior year.

The total revenue for unrestricted, non-endowed and endowed funds was \$7.4M. Total expenses were \$4.9M with a surplus for all funds of \$2.5M.

The total operating revenue was \$1.4M and expenses \$1.4M. The operating fund deficit is \$42,612 post-audit audit. This is after adding the Pension and OPEB liabilities, allocating \$23,589 to fulfill the 2023/24 9 month operating reserve and allocating \$84,409 to fulfill 100% of the June 30, 2023 Retiree Medical Benefit Liability. As of June 30, 2023, we have \$891,246 in operating reserves and \$208,018 in Undesignated funds after subtracting the beginning fund balance adjustment for the Pension and OPEB liability.

Pegi reported as of August 31, 2023, the total assets were \$46.8M, \$3.5M over prior year. Net assets were \$44.1M, \$2.7M more than prior year.

The total revenue for unrestricted, non-endowed and endowed funds was \$2.1M. Total expenses were \$938K with a surplus for all funds of \$1.1M.

The total operating revenue was \$92K and expenses \$211K. The operating fund deficit is \$120K post-audit audit.

Motion: MSC: R. Spencer/M. Wetstein The committee voted unanimously to accept the June 30, 2023, July 31, 2023 and August 31, 2023 Post-Audit Financial Statements.

Audit Draft

Motion: MSC: P. Ard/R. Spencer. The committee voted unanimously to accept and recommend the 2022-23 Audit Draft to the Board of Directors.

Review of CCF Investments as of September 30, 2023

Pegi Ard reviewed CCF investments as of September 30, 2023.

President's Circle

Ed Newman reported that Mike Allard and Karen Cogswell are co-chairs of this year's President's Circle campaign and new committee members, Jan Furman, Karen and Cam Primavera and Bill and Mary McGowan have joined. The goal is to raise \$500,000 this year and \$80,000 has been raised to date. Committee members are collecting their signing materials from the foundation and working to personalize invitations to donors and prospects. Approximately 1,000 invitations will be mailed in early November. The foundation is hosting a special reception for new and prospective President's

Circle members on Wednesday, November 8th (5:30-7:30) at the Sesnon House. This will be a good opportunity for the committee to invite any of their prospects who may want to learn more about Cabrillo and the President's Circle before joining.

WES

Rachael Spencer reported that WES grants are a critical resource for students and this year we will award a total of \$115,000 to those in need. Since the program's inception in 1997, we have awarded over \$1M to 2,300 students. We had a wonderful WES celebration at the Samper Recital Hall last month with almost 140 guests in attendance. Five students and one Cabrillo alumnus spoke about the profound impact of receiving a WES grant. As of October 24, \$245,271 has been raised from 425 donors, about \$20,000 ahead of where we were last year at this time. WES donations made through December 31st will be included in the 2023 WES Campaign.

Scholarships

Rachael Spencer reported that \$1.5 million in scholarships was awarded to nearly 1,600 students during the 2022-23 fiscal year. The foundation hosted a reception for scholarship donors and Cabrillo supporters on Tuesday evening. Just over 100 guests attended, including six scholarship recipients who spoke during the program. The students did a fantastic job sharing their stories and gratitude for the scholarship support they received. All of them hope to one day serve their communities in some capacity, which was so encouraging to learn.

Student Veterans Endowment

Eileen Hill reported that the Quick Reaction Force Committee, now consisting of 19 members have sent out personalized invitations and emails to approximately 375 potential donors. Thanks to a generous grant of \$10,000 from veteran Mike Brandy, all gifts of \$100 or more will be matched. As of October 19, \$8,610 has been raised. Donors will be recognized at the annual Veterans BBQ on November 9th

Faculty Grants

Eileen Hill reported that Cabrillo College Foundation has three grant programs to support Cabrillo College faculty: Faculty Grants for Student Success, Crocker Endowment Grants and Applied Science Endowment Grants.

This year there is \$136,110 available to award Cabrillo staff and faculty to enhance student learning and increase success. Department Deans are now reviewing and approving proposals to be considered for funding. The various committees will be meeting to evaluate proposals and select grant recipients.

Committee Calendar & Roster

Ed Newman reviewed the Committee Calendar and Roster.

Adjournment

The meeting was adjourned at 10:01 am.

Respectfully submitted,



Eileen Hill, Executive Director

UPCOMING EXECUTIVE MEETINGS:

2/1/24 10:00am – 11:00am

4/25/24 9:00 – 10:30 am

Executive Committee 2023-24 Attendance Chart

Executive Committee Members	8/24/23	10/26/23	2/1/24	4/25/24
Pegi Ard	P	P		
Michele Bassi	A	A		
Ed Newman	P	P		
Patty Quillin	P	A		
Rachael Spencer	P	P		
Rachel Wedeen	P	A		
Matt Wetstein	P	P		

P=Present, A=Absent, N/A=Not applicable, not on committee at that time. Attendance is based on the Executive Committee meeting minutes. Please call the Cabrillo College Foundation office if you believe this chart is in error.



Board of Trustees Report, January 8, 2024
Matt Wetstein

Grant to Support the NEST Expansion from the Federal Department of Education

In late December, we were pleased to learn that the College will be receiving funding from the U.S. Department of Education's Supporting Student Success Program with a \$633,000 grant. The funding will allow for a significant expansion of the college's NEST basic needs programs, including a robust presence in Watsonville, and expanded housing and food security assistance to help 300 additional underrepresented students each year for the next three years. Kudos to Michelle Donohue-Mendoza and her basic needs heroes for contributing to this grant, along with Watsonville Center leaders Eddie Cervantes, Olga Diaz, and Grants Director Carrie Mulcaire.

Basic Needs Summit at San Jose Evergreen Valley College, Dec. 8

A team of Cabrillo staff and leaders took part in the Real College California Basic Needs Summit at Evergreen Valley College. Beyond attending workshops on high impact practices, the team members got to see the work of graphic designer David Woods in high profile (David provided the thematic content and program design for the conference). There's a picture of some of his handiwork below in my photo highlights from the month.

Visit with Assembly Speaker Robert Rivas's Staff

Three members of Assembly Speaker Robert Rivas's staff visited the Watsonville and Aptos campuses on December 7, 2023. After a tour of the Watsonville Center, Construction and Energy Management faculty members Bruce Greenstein spent time explaining the courses he offers at the center and the green collar careers that students are being trained for. The staff also got to sit down with campus leaders in Aptos for 45 minutes of Q&A about key issues facing the state and the college. Then they received a tour of the Aptos campus, including a visit to the site where the College's joint housing project is planned with UCSC.

More Art for Cabrillo College

Art and poetry are paired together in a current exhibition featured in downtown Santa Cruz at the m.k. contemporary art gallery. That exhibition was brought to my attention by former Cabrillo employee Donna Mekis. Featured in the exhibit is a painting titled "Abundance" by Jay Mercado, accompanied by a poem from former Cabrillo faculty member Jeff Tagami titled "Song of Pajaro" (see the photo below). Donna felt that the art and poem deserved to be owned by the college – and I agreed. I asked HSI Leadership Team members to support the purchase, and working with Foundation Director Eileen Hill to split the cost, we will be owners of the work in the very near future. We will look for a suitable place to install the work in the month of January.



SONG OF PAJARO

Pajaro the men thigh deep in mud
who are cutting cauliflower
the tractor they must depend
to pull them out
the catering truck selling hot coffee

Pajaro the children who clean
the mud from their father's boots
They sleep They wake
to the smell of cauliflower growing
in fields that are not dreams
fields that begin under their bedroom windows
and end in a world they do not know
from the mountains to the river
from the river to the beach

Now Pajaro is tired It wants to sleep
The packing sheds shut down for the night
The trucks close their trailer doors
and the Southern Pacific leaves town
(having got what it wanted)

This Pajaro of my mother leaving work
who at this moment is crossing the bridge of no lights
in her Buick Electra with wings like a huge bird
crossing over the black river toward home
where she will make the sign of the cross
over the cooked rice in the name of the Lord
and prepare for the table
a steaming plate of cauliflower.

JEFF TAGAMI

The painting "Abundance" on the left by Jay Mercado, accompanied by Jeff Tagami's poem "Song of Pajaro" on the right.


More Photos from the Month of December



Managers at the Second Harvest Foodbank on Dec. 6 – with the Holiday Sweater Contest in full display



Contest winners Violet Reeves, Eileen Hill, and Julie Charles with Second Harvest Staff members



Basic Needs Summit graphics designed by David Woods of Cabrillo College, Dec. 8

In the table below are some of the events and activities I have been involved with since December 4, 2023.

College Events, Meetings and Visits	Community Events and Visits
Title V Monthly Meeting, 12/5	Lunch with Marshall Delk of SC County Bank, 12/5
College Planning Committee, 12/6	CCLC Staff re: Parking Lot Bill, 12/5
SAC West Art+See Reception, 12/6	Second Harvest Food Bank, 12/6
Dinner with C. Mulcaire & T. Willette, 12/7	AI Horizons 2.0 with SC Works, 12/6
Joint Housing Meeting, 12/11	CERF K16 Central Coast Check-in, 12/7
Title IX Meeting, 12/11	MBEP Holiday Lunch, 12/7
Lunch with Ann Endris, 12/12	Speaker Rivas's staff tour of Watsonville, 12/7
College ID from HR, 12/12	Speaker Rivas's staff tour of Aptos, 12/7
Faculty Senate, 12/12	Basic Needs Conference in San Jose, 12/8
SLRB Committee, 12/14	Fall 2023 Central Coast CEO Meeting, 12/8
Stroke Center Holiday Event, 12/14	Region 6 CCC CEO Meeting, 12/11
B. Olin & R. Harden re: Ellucian Contract, 12/14	SC Symphony Board Holiday Mixer, 12/11
President's Component Holiday Event, 12/14	CERF K16 Central Coast Steering Comm., 12/14
HSI Leadership Team, 12/15	Aptos Chamber of Commerce, 12/14
Guided Pathways Retreat, 12/15	SC Criminal Justice Council, 12/14
J. Charles & C. Mulcaire, 12/19	M.K. Modern Art Gallery, 12/18
Joint Housing Meeting, 12/20	Lunch with Donna Mekis, 12/18
Lunch with Devin Walker, 12/20	CERF K16 Grants Committee Meeting, 12/18
President's Roundtable, 12/20	Hillary Ojeda, 12/20
Name Change Donations Meeting, 12/20	Aptos HS Principal Alison Hanks-Sloane, 12/21
Breakfast with Dan Rothwell, 1/4	Robbie Linden of UC-Davis Wheelhouse, 12/21
Board Member Phone Calls, 1/8	Richard Crocker, 12/21
	TIAA-CREF Adviser, 1/3
	CERF K16 Tri-Chairs Meeting, 1/4
	MBEP Executive Committee, 1/5



Sunset at the Aptos campus, Dec. 21, 2023.

Executive Director Report: February 2024

Administration

- Recruitment/hiring/training for Accounting and HR Manager
- 2024-25 Budget work
- Faculty and Staff Grant application process completed: \$141,000 awarded
- Annual Report: 8,378 mailed with an additional 117 sent with personal note
- Awarded 112 students a total of \$82,637 in WES and Emergency Grants within days of request for (fall semester)
- Board Recruitment/Nominating Committee



Fundraising

- \$8,447,559 raised so far this fiscal year!
- President's Circle Campaign: \$464,643 raised, 42 committee members at work
- Women's Educational Success Campaign: \$284,842 raised, \$115,000 to award this year
- Cabrillo Advancement Program (CAP): selected new 6th graders, awarded scholarship recipients (Cabrillo students and students going direct to 4-year universities), gearing up for CAP Awards Ceremony.
- Proposals and final reports: New Heat Pump Certification (advanced HVAC), Stroke and Disability Learning Center, Engineering Abroad Program, Cabrillo Stage, Baskin Girls in Engineering
- Funding for special groups: Guardian Scholars, CAP, Umoja, Veterans, Rising Scholars
- Scholarships: ongoing fundraising and stewardship for existing new scholarships
- Legacy Giving: two pending estate gifts, developing MOCIs for existing donors, including two new unbooked planned gifts of \$2.1M.



Upcoming Events

- Board of Directors Meeting at Sesnon House
February 13, 12:00 – 2:00 pm
- Cabrillo Advancement Program (CAP) Ceremony, Crocker Theater
March 12, 6:00 – 8:00 pm
- Heritage Club Luncheon, Sesnon House
March 13, 12:00 – 1:30 pm
- President's Circle Tapas with Teacher (\$1,500+)
April 10, 5:30 – 7:30 pm, Horticulture Center



MEMORANDUM

DATE: January 25, 2024

TO: Executive Committee

FROM: Eileen Hill

SUBJECT: 2023-24 Fundraising Targets

BACKGROUND

The Cabrillo College Foundation Board approved a \$3.2M fundraising goal in outright and unbooked planned gifts. The following is an outline of the specific fundraising targets for the year to reach \$3.2M. The \$3.2M goal includes a target of \$850,000 in endowed gifts and \$500,000 in unbooked planned gifts. Focusing efforts on endowed gifts and legacy giving will help ensure the long-term health and sustainability of the Foundation.

Amount Raised 7/1/23-1/12/24	2023-24 Target	
\$440,045	\$475,000	President's Circle
\$225,025	\$225,000	Women's Educational Success
\$179,077	\$165,000	Cabrillo Advancement Program (Endowed)
\$2,142,139	\$550,000	Scholarships (Endowed)
\$226,337	\$285,000	Scholarships (Nonendowed)
\$2,191,563	\$500,000	Faculty/Department Support (Faculty Grants, Allied Health, Athletics, VAPA etc)
\$821,865	\$250,000	Student Support Services (foster youth, internships, tutoring, Veterans, Umoja, etc.)
\$121,508	\$250,000	Donor directed interests
\$2,100,000	\$500,000	Unbooked Planned Gifts
\$8,447,559	\$3,200,000	TOTAL

DATE: January 25, 2024

TO: Executive Committee

FROM: Eileen Hill

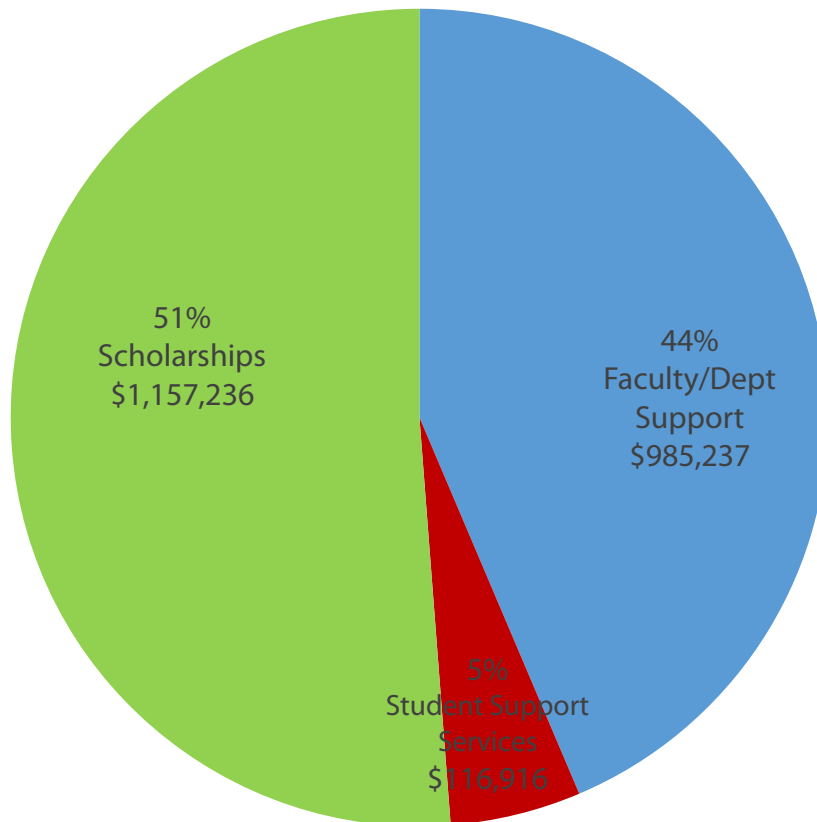
July 1, 2023 to January 12, 2024	\$ 6,347,559
Outright Gifts	
Unbooked Revocable Planned Gifts	<u>\$ 2,000,000</u>
Total	\$ 8,347,559

2023-24 Goal for Outright and Unbooked Revocable Planned Gifts	\$ 3,200,000
Recorded Gifts 07-01-23 to 01-12-24	
Estate of Tom Sourisseau (Scholarships, Faculty Grants)	\$ 3,350,000
Anonymous Donor (Umoja Program)	\$ 399,500
Anonymous Donor (Guardian Scholars)	\$ 384,500
The Barbara Samper Foundation (CAP)	\$ 250,000
Estate of Peter Weber (Scholarship)	\$ 210,000
Monterey Peninsula Foundation (Stroke and Disability Center)	\$ 130,000
Paul & Pat Shirley (Scholarship, CAP)	\$ 100,000
Amazon (BACCC)	\$ 57,245
Joan Griffiths (Scholarships, Stroke Center, WES, Nursing, Tutoring)	\$ 53,020
Kathryn Shephard Cowan (Scholarships, Veterans, President's Circle, WES)	\$ 41,470
Vertical Raise (Baseball, Volleyball, Football)	\$ 41,442
Genentech (Biology)	\$ 39,263
Anonymous (WES, Pickleball Court Project)	\$ 36,250
Linda Lou Mosgrove (WES, President's Circle)	\$ 36,000
Julie Packard (WES, President's Circle)	\$ 35,000
Rachel Wedeen (WES, Scholarship, President's Circle, Veterans)	\$ 32,219
Claire Biancalana & William Kelsay (Stroke Center, Cabrillo Stage, Scholarship, President's Circle)	\$ 30,601
Teri & Brad Handzel (WES, Scholarship)	\$ 25,100
Kathy & Alfred Herbermann (CTE Program)	\$ 25,000
Leestma Family Foundation (Emergency Grants)	\$ 25,000
Karen Cogswell & John Maenchen (President's Circle, WES, Scholarship)	\$ 23,000
Janet Sims & Betsey Allen (Scholarship)	\$ 22,950
Rotary Club of Santa Cruz (Scholarship)	\$ 20,750
Anonymous (Scholarship)	\$ 20,000
Rick & Ruth Moe (WES, President's Circle)	\$ 20,000
Miles & Rosanne Reiter (President's Circle)	\$ 20,000
Craig Rowell & Cori Ray (Scholarships, WES, President's Circle, Veterans)	\$ 20,000
Eugene & Janice Corriden (Scholarships, WES)	\$ 17,097
The Ridley Foundation (Scholarships)	\$ 17,000
Pat & Rowland Rebele (Picasso Ensemble, President's Circle)	\$ 16,600
Gifts under \$16,600 (1,050 of 1,080 total donors)	\$ 848,552
Total Outright Gifts	\$ 6,347,559
Total Unbooked Revocable Planned Gifts	<u>\$ 2,000,000</u>
TOTAL	\$ 8,347,559

Notes: 1. For 2023-24, the Cabrillo College Foundation has been notified of two planned gifts
2. The cumulative unbooked revocable planned gifts total is \$30,180,868.

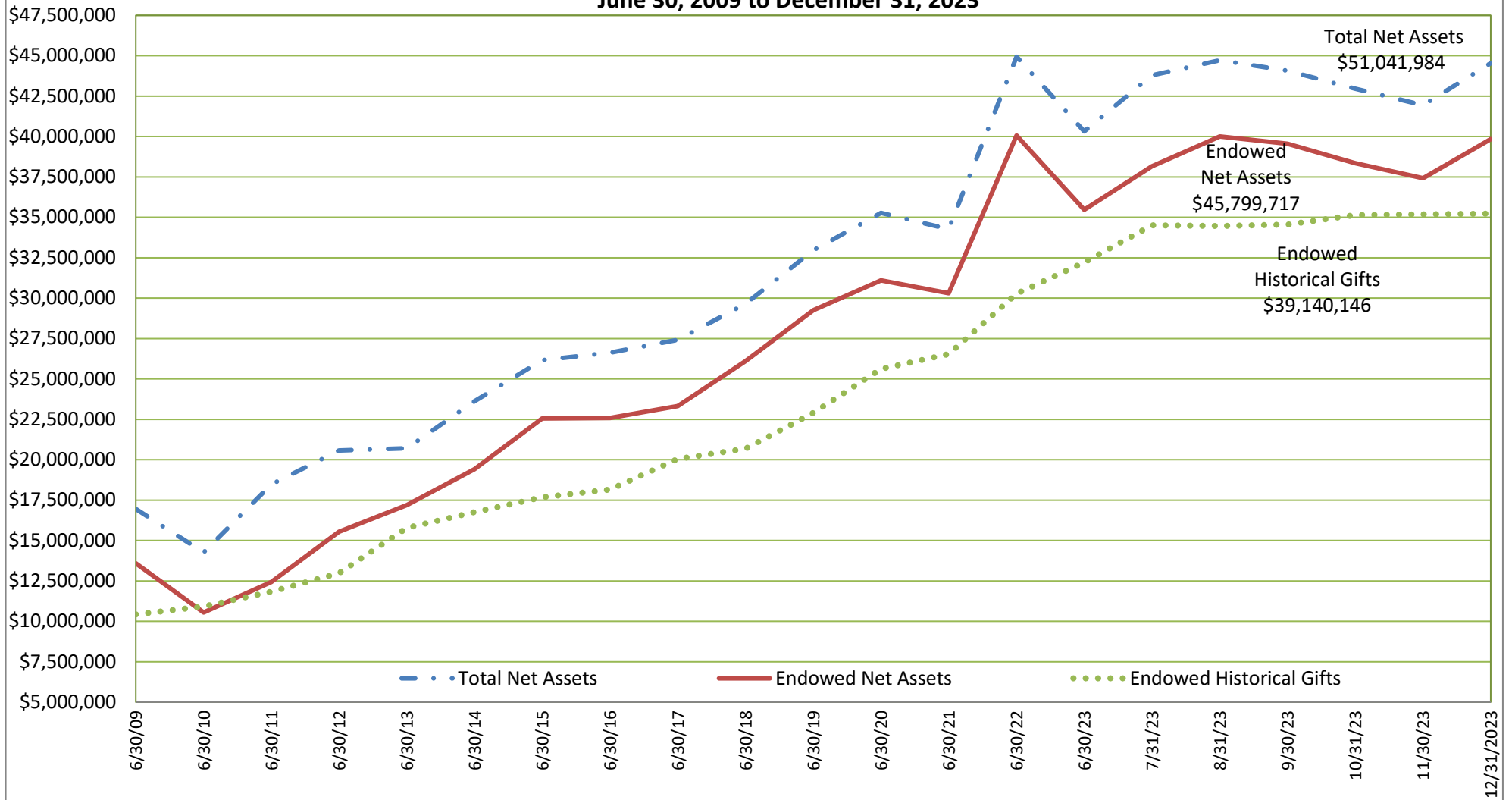
Cabrillo College FOUNDATION

Disbursements to Cabrillo College and Students
July 1, 2023 to December 31, 2023
Total: \$2,259,390



Faculty/Department Support Allied Health, Athletics, VAPA, Early Childhood Education	44%	\$985,237
Student Support Services Internships, Foster Youth, CAP, Umoja, Tutoring	5%	\$116,916
Scholarships	51%	\$1,157,236
TOTAL		\$2,259,390

Cabrillo College Foundation
Total Net Assets, Endowed Net Assets, and Endowed Historical Gifts
June 30, 2009 to December 31, 2023



Total Net Assets highest level was \$51,041,984 as of December 31, 2023

Endowed Net Assets highest level was \$45,799,717 as of December 31, 2023

Endowed Historical Gifts highest level was \$39,140,146 as of December 31, 2023

CABRILLO COLLEGE FOUNDATION
December 31, 2023 Condensed Narrative
Updated January 22, 2024

(1) Balance Sheet

- **Total Assets:**
Total assets of \$52.9M are \$9.0M more than prior year primarily due to the increase in value of the assets in the investment accounts.
- **Receivables:**
Total pledges receivable are \$54K less than prior year. This is the net effect of new pledges received and pledge payments received.
- **Liabilities:**
Total Liabilities of \$1.9M are \$798K more than prior year primarily due to the Pension, OPEB and Scholarship Liabilities.
- **Net Assets:**
Total net assets of \$51.0M are \$8.2M more than prior year.

(2) Income Statement

- **Revenue:**
Total Revenue is \$6.6MK more than prior year. Earned income year to date is \$4.4M compared to the prior year balance of \$862K. Contributed income of \$5.9M is \$3.1M higher than prior year. We received \$3.1M from the estate of Tom Sourisseau.
- **Expenses:**
Total Expenses of \$2.1M are \$455K higher than prior year due to increased scholarships awarded, program payments to the college and the timing of those payments.
- **Surplus/Deficit:**
As of December 31, 2023, the Cabrillo College Foundation has a \$8.1M surplus compared to prior year's surplus of \$1.9M.

(3) Operational Budget to Actual

- **Revenue:**
Operating revenue of \$1.1M is \$358K favorable vs budget. Earned income is \$260K favorable vs budget and Contributed income is \$98K favorable vs budget.
- **Expenses:**
Operating expenses of \$582K are \$29K favorable vs budget.
- **Surplus/Deficit:**
The operating fund surplus is \$485K.

Cabrillo College Foundation
Balance Sheet as of December 31, 2023
 With Comparative Totals as of December 31, 2022

	Operating 12/31/23 A	Nonendowed 12/31/23 B	Endowed 12/31/23 C	Total 12/31/23 D	Total 12/31/22 E
ASSETS					
CASH AND INVESTMENTS					
CASH					
SANTA CRUZ COUNTY BANK	\$223,000	\$100,496	(\$63,021)	\$260,475	\$212,969
SANTA CRUZ COUNTY BANK	\$95,828	\$42,145	\$142,563	\$280,536	\$1,137,270
PAYPAL	\$469	\$273	\$0	\$742	\$50
BAY FEDERAL CREDIT UNION	\$6,183	\$0	\$1,290	\$7,473	\$7,465
BAY FEDERAL CREDIT UNION	\$180,970	\$0	\$0	\$180,970	\$177,428
BROWN ADVISORY INTERMEDIATE POOL	\$1,895,397	\$1,812,318	\$0	\$3,707,716	\$2,065,131
BROWN ADVISORY SHORT TERM POOL	\$162,197	\$1,215,951	\$1,273	\$1,379,421	\$2,915,821
BROWN ADVISORY GIFTING	\$189,740	\$38,055	\$2,933,290	\$3,161,084	\$3,968
SUBTOTAL CASH	\$2,753,783	\$3,209,238	\$3,015,394	\$8,978,415	\$6,520,102
INVESTMENTS					
BROWN ADVISORY L/T SUSTAINABILITY POOL	\$142,214	\$0	\$41,785,618	\$41,927,833	\$30,341,126
BROWN ADVISORY TITLE V	\$0	\$0	\$1,219,326	\$1,219,326	\$1,134,710
BROWN ADVISORY TITLE III	\$0	\$0	\$567,272	\$567,272	\$526,476
MORGAN STANLEY ESG	\$0	\$0	\$0	\$0	\$5,076,527
SUBTOTAL INVESTMENTS	\$142,214	\$0	\$43,572,215	\$43,714,430	\$37,078,839
TOTAL CASH AND INVESTMENTS	\$2,895,997	\$3,209,238	\$46,587,609	\$52,692,845	\$43,598,942
RECEIVABLES					
PLEDGES					
PLEDGES - UNRESTRICTED	\$9,022	\$0	\$0	\$9,022	\$9,632
PLEDGES - RESTRICTED	\$0	\$128,050	\$20,167	\$148,217	\$201,208
SUBTOTAL PLEDGES	\$9,022	\$128,050	\$20,167	\$157,238	\$210,839
ACCOUNTS RECEIVABLE					
ACCOUNTS RECEIVABLE	\$0	\$50	\$0	\$50	\$1,217
TOTAL ACCOUNTS RECEIVABLE	\$0	\$50	\$0	\$50	\$1,217
OTHER RECEIVABLES					
SPLIT INTEREST AGREEMENTS	\$28,614	\$25,715	\$10,191	\$64,520	\$73,129

Cabrillo College Foundation
Balance Sheet as of December 31, 2023
 With Comparative Totals as of December 31, 2022

	Operating 12/31/23 A	Nonendowed 12/31/23 B	Endowed 12/31/23 C	Total 12/31/23 D	Total 12/31/22 E
SUBTOTAL OTHER RECEIVABLES	\$28,614	\$25,715	\$10,191	\$64,520	\$73,129
TOTAL RECEIVABLES	\$37,636	\$153,815	\$30,358	\$221,808	\$285,185
FIXED ASSETS					
OFFICE EQUIPMENT	\$36,303	\$0	\$0	\$36,303	\$36,303
ACCUMULATED DEPRECIATION	(\$36,303)	\$0	\$0	(\$36,303)	(\$36,303)
TOTAL FIXED ASSETS (NET)	\$0	\$0	\$0	\$0	\$0
PREPAID EXPENSES	\$14,665	\$0	\$0	\$14,665	\$13,161
PREPAID RETIREMENT EXPENSE	\$16,304	\$0	\$0	\$16,304	\$18,081
TOTAL ASSETS	\$2,964,602	\$3,363,053	\$46,617,967	\$52,945,622	\$43,915,368
LIABILITIES AND NET ASSETS					
LIABILITIES					
PAYABLES AND ACCRUED EXPENSES					
ACCOUNTS PAYABLE	\$47	\$0	\$0	\$47	\$106,066
ACCRUED PTO	\$84,509	\$0	\$0	\$84,509	\$70,658
ACCRUED HEALTH BENEFITS	\$68,650	\$0	\$0	\$68,650	\$65,324
PAYROLL WITHHOLDINGS	\$10,114	\$0	\$0	\$10,114	\$0
SECTION 125 WITHHOLDINGS	\$2,181	\$0	\$0	\$2,181	\$1,038
EMPLOYEE PORTION OF BENEFITS	\$11	\$0	\$0	\$11	\$37
OTHER POST EMPLOYMENT BENEFITS	\$166,789	\$0	\$0	\$166,789	\$0
UNFUNDED PENSION OBLIGATION	\$602,845	\$0	\$0	\$602,845	\$0
SUBTOTAL PAYABLES, ACCRUED EXPENSES	\$935,145	\$0	\$0	\$935,145	\$243,122
SCHOLARSHIPS AWARDED					
CAP SCHOLARSHIPS	\$0	\$35,997	\$716,003	\$752,000	\$741,500
ENDOWED SCHOLARSHIPS	\$0	\$0	\$40,132	\$40,132	\$9,000
NONENDOWED SCHOLARSHIPS	\$0	\$116,398	\$0	\$116,398	\$57,569
SUBTOTAL SCHOLARSHIPS AWARDED	\$0	\$152,395	\$756,135	\$908,530	\$808,069
WES GRANTS PAYABLE					
WES GRANTS	\$0	\$0	\$59,963	\$59,963	\$55,000
SUBTOTAL WES GRANTS PAYABLE	\$0	\$0	\$59,963	\$59,963	\$55,000
TOTAL LIABILITIES	\$935,145	\$152,395	\$816,098	\$1,903,638	\$1,106,191

Cabrillo College Foundation
Balance Sheet as of December 31, 2023
 With Comparative Totals as of December 31, 2022

	Operating 12/31/23 A	Nonendowed 12/31/23 B	Endowed 12/31/23 C	Total 12/31/23 D	Total 12/31/22 E
NET ASSETS					
OPERATING NET ASSETS					
DESIGNATED-OPERATING RESERVE	\$891,246	\$0	\$0	\$891,246	\$867,658
DESIGNATED-PRESIDENT'S CIRCLE ENDOWMEN	\$10,000	\$0	\$0	\$10,000	\$10,000
DESIGNATED-EQUIPMENT	\$15,000	\$0	\$0	\$15,000	\$15,000
DESIGNATED-HURD TRIBUTE	\$255,759	\$0	\$0	\$255,759	\$255,759
DESIGNATED-RETIREE MEDICAL BENEFITS	\$166,789	\$0	\$0	\$166,789	\$82,380
UNDESIGNATED	\$1,102,618	\$0	\$0	\$1,102,618	\$925,809
BEGINNING FUND BALANCE ADJUSTMENT	(\$409,803)	\$0	\$0	(\$409,803)	\$0
SUBTOTAL OPERATING NET ASSETS	\$2,031,609	\$0	\$0	\$2,031,609	\$2,156,606
NET ASSETS - NONENDOWED	\$0	\$3,210,658	\$0	\$3,210,658	\$3,748,220
NET ASSETS - ENDOWED	\$0	\$0	\$45,799,717	\$45,799,717	\$36,904,351
TOTAL NET ASSETS	\$2,031,609	\$3,210,658	\$45,799,717	\$51,041,984	\$42,809,177
TOTAL LIABILITIES AND NET ASSETS	\$2,966,753	\$3,363,053	\$46,615,815	\$52,945,622	\$43,915,368
 BEGINNING BALANCE WITH CURRENT YEAR ADJUSTMENTS	 \$1,546,812	 \$3,332,692	 \$38,070,955	 \$42,950,459	 \$40,891,685
 NET SURPLUS/(DEFICIT)	 \$484,797	 (\$122,034)	 \$7,728,762	 \$8,091,525	 \$1,917,492
 ENDING NET ASSETS	 \$2,031,609	 \$3,210,658	 \$45,799,717	 \$51,041,984	 \$42,809,177

Cabrillo College Foundation
Income Statement by Fund as of December 31, 2023
 With Comparative Totals as of December 31, 2022

	Operating 12/31/23 A	Nonendowed 12/31/23 B	Endowed 12/31/23 C	Total 12/31/23 D	Total 12/31/22 E
REVENUE					
EARNED INCOME					
INVESTMENT INCOME/LOSS	\$163,531	\$0	\$3,700,880	\$3,864,411	\$528,823
FEE INCOME	\$203,824	\$0	\$0	\$203,824	\$34,682
OPERATIONAL ENDOWMENT PAYOUT	\$18,273	\$0	\$0	\$18,273	\$24,022
ENDOWMENT MANAGEMENT FEE	\$287,478	\$0	\$0	\$287,478	\$274,540
TOTAL EARNED INCOME	\$673,107	\$0	\$3,700,880	\$4,373,987	\$862,067
CONTRIBUTED INCOME					
RESTRICTED CONTRIBUTIONS	\$0	\$725,826	\$4,697,114	\$5,422,940	\$2,343,944
OTHER INCOME	\$1,190	\$0	\$0	\$1,190	\$1,220
PRESIDENT'S CIRCLE GIFTS	\$363,424	\$0	\$0	\$363,424	\$350,990
UNRESTRICTED GIFTS	\$16,329	\$0	\$0	\$16,329	\$26,837
INTERFUND CONTRIBUTIONS	\$0	(\$25,238)	\$25,238	\$0	\$0
IN KIND INCOME	\$0	\$50,706	\$0	\$50,706	\$14,859
IN KIND REVENUE-RENT	\$12,411	\$0	\$0	\$12,411	\$12,411
TOTAL CONTRIBUTED INCOME	\$393,354	\$751,294	\$4,722,352	\$5,867,000	\$2,750,260
TOTAL REVENUE	\$1,066,460	\$751,294	\$8,423,232	\$10,240,986	\$3,612,327
EXPENSES					
SALARIES & WAGES					
SALARIES & WAGES	\$296,563	\$0	\$10,539	\$307,102	\$277,297
TOTAL SALARIES & WAGES	\$296,563	\$0	\$10,539	\$307,102	\$277,297
PAYROLL TAXES, BENEFITS					
PAYROLL TAXES, BENEFITS	\$140,917	\$0	\$926	\$141,843	\$136,299
TOTAL PAYROLL TAXES, BENEFITS	\$140,917	\$0	\$926	\$141,843	\$136,299
PRINTING	\$14,636	\$0	\$0	\$14,636	\$12,922
PHOTOS	\$0	\$0	\$0	\$0	\$1,350
ACCOUNTING/LEGAL/PROFESSIONAL SERVICES	\$28,424	\$0	\$0	\$28,424	\$38,900
FUNDRAISING/EVENTS/PUBLIC RELATIONS	\$44,515	\$0	\$0	\$44,515	\$24,934
OFFICE EQUIP & MAINTENANCE					
OFFICE EQUIPMENT	\$696	\$0	\$0	\$696	\$828
DEPRECIATION EXPENSE	\$0	\$0	\$0	\$0	\$403

Cabrillo College Foundation
Income Statement by Fund as of December 31, 2023
 With Comparative Totals as of December 31, 2022

	Operating 12/31/23 A	Nonendowed 12/31/23 B	Endowed 12/31/23 C	Total 12/31/23 D	Total 12/31/22 E
SOFTWARE MAINTENANCE	\$9,440	\$0	\$0	\$9,440	\$7,731
TOTAL OFFICE EQUIP & MAINTENANCE	\$10,136	\$0	\$0	\$10,136	\$8,962
BOOKS/PUBLICATIONS/MEMBERSHIPS	\$2,028	\$0	\$0	\$2,028	\$2,030
OFFICE SUPPLIES	\$3,211	\$0	\$0	\$3,211	\$3,162
POSTAGE & MAILING SERVICE	\$5,534	\$0	\$0	\$5,534	\$7,544
BOARD EXPENSES	\$2,763	\$0	\$0	\$2,763	\$1,223
OTHER EXPENSES					
MISCELLANEOUS	\$5	\$0	\$0	\$5	\$12
UNCOLLECTIBLE PLEDGES	\$0	\$0	\$0	\$0	\$9
MILEAGE & PARKING	\$203	\$0	\$0	\$203	\$234
INTERNET SERVICE	\$469	\$0	\$0	\$469	\$460
IT HOSTING SERVICE	\$300	\$0	\$0	\$300	\$9,815
BANK CHARGES	\$4,680	\$0	\$0	\$4,680	\$4,519
INVESTMENT FEES	\$9,636	\$0	\$64,527	\$74,163	\$206,685
MANAGEMENT FEES	\$0	\$0	\$287,478	\$287,478	\$274,203
DIRECTOR/OFFICER LIABILITY INS	\$2,263	\$0	\$0	\$2,263	\$2,267
LIABILITY AND PROPERTY INSURANCE	\$1,992	\$0	\$0	\$1,992	\$1,952
CYBER INSURANCE	\$980	\$0	\$0	\$980	\$1,220
TOTAL OTHER EXPENSES	\$20,526	\$0	\$352,005	\$372,531	\$501,374
IN KIND EXPENSE	\$0	\$50,706	\$0	\$50,706	\$14,859
IN KIND EXPENSE - RENT	\$12,411	\$0	\$0	\$12,411	\$12,411
NONENDOWED PROGRAM EXPENSES	\$0	\$592,513	\$0	\$592,513	\$327,562
ENDOWED PROGRAM EXPENSES	\$0	\$0	\$130,263	\$130,263	\$45,634
SCHOLARSHIPS	\$0	\$230,109	\$200,737	\$430,846	\$278,373
TOTAL EXPENSES	\$581,664	\$873,328	\$694,470	\$2,149,461	\$1,694,835
 NET SURPLUS/(DEFICIT)	 \$484,797	 (\$122,034)	 \$7,728,762	 \$8,091,525	 \$1,917,492

Cabrillo College Foundation

Income Statement - Operating Budget as of 12/31/23

With Comparative Totals as of 12/31/22

	22/23 Actual 6 Months A	23/24 Actual 6 Months B	23/24 Budget 6 Months C	23/24 Actual To 23/24 Budget D	23/24 6 Mos. Actual and 6 Mos. Projected E	23/24 Annual Budget (Approved 5/9/23) F	Variance 23/24 5 Mos. Actual & 7 Mos. Projected to 22/23 Budget G
REVENUE							
EARNED INCOME							
INVESTMENT INCOME/LOSS	(\$22,641)	\$163,531	\$75,390	\$88,141	\$213,931	\$150,780	\$63,151
FEE INCOME	\$34,682	\$203,824	\$33,655	\$170,169	\$265,159	\$107,044	\$158,115
OPERATIONAL ENDOWMENT PAYOUT	\$24,022	\$18,273	\$24,022	(\$5,749)	\$24,022	\$24,022	\$0
ENDOWMENT MANAGEMENT FEE	\$274,540	\$287,478	\$280,165	\$7,313	\$560,330	\$560,330	\$0
TOTAL EARNED INCOME	\$310,603	\$673,107	\$413,232	\$259,875	\$1,063,442	\$842,176	\$221,266
CONTRIBUTED INCOME							
OTHER INCOME	\$1,220	\$1,190	\$1,000	\$190	\$2,000	\$2,000	\$0
PRESIDENT'S CIRCLE GIFTS	\$350,990	\$363,424	\$272,100	\$91,324	\$475,000	\$475,000	\$0
UNRESTRICTED GIFTS	\$26,837	\$16,329	\$10,000	\$6,329	\$20,000	\$20,000	\$0
IN KIND INCOME	\$528	\$0	\$0	\$0	\$0	\$0	\$0
IN KIND REVENUE-RENT	\$12,411	\$12,411	\$12,410	\$0	\$24,821	\$24,821	\$0
TOTAL CONTRIBUTED INCOME	\$391,986	\$393,354	\$295,510	\$97,843	\$521,821	\$521,821	\$0
TOTAL REVENUE	\$702,589	\$1,066,460	\$708,742	\$357,718	\$1,585,263	\$1,363,997	\$221,266
EXPENSES							
SALARIES & WAGES							
SALARIES & WAGES	\$271,248	\$296,563	\$301,448	\$4,884	\$602,897	\$602,897	\$0
TOTAL SALARIES & WAGES	\$271,248	\$296,563	\$301,448	\$4,884	\$602,897	\$602,897	\$0
PAYROLL TAXES, BENEFITS							
PAYROLL TAXES, BENEFITS	\$135,741	\$140,917	\$150,215	\$9,297	\$296,328	\$296,328	\$0
TOTAL PAYROLL TAXES, BENEFITS	\$135,741	\$140,917	\$150,215	\$9,297	\$296,328	\$296,328	\$0
ADVERTISING	\$0	\$0	\$0	\$0	\$1,000	\$1,000	\$0
PRINTING	\$12,922	\$14,636	\$12,000	(\$2,636)	\$24,000	\$24,000	\$0
PHOTOS	\$1,350	\$0	\$2,150	\$2,150	\$4,300	\$4,300	\$0
ACCOUNTING/LEGAL/PROFESSIONAL SERVICES	\$38,900	\$28,424	\$46,950	\$18,527	\$49,915	\$63,450	\$13,535
FUNDRAISING/EVENTS/PUBLIC RELATIONS	\$24,934	\$44,515	\$38,594	(\$5,921)	\$87,401	\$77,094	(\$10,307)
OFFICE EQUIP & MAINTENANCE							
OFFICE EQUIPMENT	\$828	\$696	\$830	\$134	\$1,660	\$1,660	\$0
DEPRECIATION EXPENSE	\$403	\$0	\$0	\$0	\$0	\$0	\$0

Cabrillo College Foundation
Income Statement - Operating Budget as of 12/31/23
 With Comparative Totals as of 12/31/22

	22/23 Actual 6 Months A	23/24 Actual 6 Months B	23/24 Budget 6 Months C	23/24 Actual To 23/24 Budget D	23/24 6 Mos. Actual and 6 Mos. Projected E	23/24 Annual Budget (Approved 5/9/23) F	Variance 23/24 5 Mos. Actual & 7 Mos. Projected to 22/23 Budget G
SOFTWARE MAINTENANCE	\$7,731	\$9,440	\$7,743	(\$1,697)	\$15,486	\$15,486	\$0
TOTAL OFFICE EQUIP & MAINTENANCE	\$8,962	\$10,136	\$8,573	(\$1,563)	\$17,146	\$17,146	\$0
BOOKS/PUBLICATIONS/MEMBERSHIPS	\$2,030	\$2,028	\$1,119	(\$909)	\$2,238	\$2,238	\$0
OFFICE SUPPLIES	\$3,162	\$3,211	\$3,263	\$52	\$6,527	\$6,527	\$0
POSTAGE & MAILING SERVICE	\$7,544	\$5,534	\$5,312	(\$222)	\$10,623	\$10,623	\$0
BOARD EXPENSES	\$1,223	\$2,763	\$2,062	(\$701)	\$4,124	\$4,124	\$0
OTHER EXPENSES							
MISCELLANEOUS	\$12	\$5	\$375	\$370	\$750	\$750	\$0
MILEAGE & PARKING	\$234	\$203	\$423	\$219	\$845	\$845	\$0
INTERNET SERVICE	\$460	\$469	\$960	\$492	\$1,920	\$1,920	\$0
IT HOSTING SERVICE	\$9,815	\$300	\$5,562	\$5,262	\$11,124	\$11,124	\$0
BANK CHARGES	\$4,519	\$4,680	\$5,000	\$320	\$10,000	\$10,000	\$0
INVESTMENT FEES	\$3,777	\$9,636	\$8,750	(\$886)	\$17,500	\$17,500	\$0
DIRECTOR/OFFICER LIABILITY INS	\$2,267	\$2,263	\$2,246	(\$16)	\$4,493	\$4,493	\$0
LIABILITY AND PROPERTY INSURANCE	\$1,952	\$1,992	\$2,556	\$564	\$5,112	\$5,112	\$0
CYBER INSURANCE	\$1,220	\$980	\$1,018	\$38	\$2,036	\$2,036	\$0
TOTAL OTHER EXPENSES	\$24,255	\$20,526	\$26,890	\$6,364	\$53,780	\$53,780	\$0
IN KIND EXPENSE	\$528	\$0	\$0	\$0	\$0	\$0	\$0
IN KIND EXPENSE - RENT	\$12,411	\$12,411	\$12,410	\$0	\$24,821	\$24,821	\$0
TOTAL EXPENSES	\$545,210	\$581,664	\$610,986	\$29,322	\$1,185,100	\$1,188,328	\$3,228
NET SURPLUS/(DEFICIT)	\$157,379	\$484,797	\$97,757	\$387,040	\$400,163	\$175,669	\$224,494

CABRILLO COLLEGE FOUNDATION

December 2023 Portfolio Update

ACCOUNT SUMMARY

Cabrillo College Foundation

As of 12/31/2023

	Cash & Equivalents	Fixed Income	Large Cap U.S. Equities	Multi-Cap U.S. Equities	Small/Mid Cap U.S. Equities	Global/ Developed International	Emerging Markets	Real Estate	Credit	Private Equities	Total
Group: CCF Long-Term Sustainable Endowment											
CCF Long Term Sustainable Endowment	3,189,591 11.7%	2,811,345 10.3%	7,867,798 28.8%	2,009,441 7.3%	1,244,571 4.5%	7,705,020 28.2%	2,530,345 9.2%	0	0	0	\$27,358,110 65.3%
CCF Long Term Sustainable FI	49,596 0.7%	6,762,215 99.3%	0	0	0	0	0	0	0	0	\$6,811,811 16.3%
CCF Long Term BA Sustainable Growth	55,472 1.8%	0	2,998,558 98.2%	0	0	0	0	0	0	0	\$3,054,030 7.3%
CCF Long Term BA Small Cap Growth	149,342 8.7%	0	0	0	1,575,567 91.3%	0	0	0	0	0	\$1,724,909 4.1%
CCF Long Term BA Small Cap Value	61,799 3.6%	0	0	0	1,660,253 96.4%	0	0	0	0	0	\$1,722,052 4.1%
CCF Long Term Non-Marketables	0	0	0	0	0	91 0.0%	0	344,826 28.7%	533,114 44.4%	321,663 26.8%	\$1,199,693 2.9%
Total	\$3,505,800 8.4%	\$9,573,559 22.9%	\$10,866,356 26.0%	\$2,009,441 4.8%	\$4,480,391 10.7%	\$7,705,111 18.4%	\$2,530,345 6.0%	\$344,826 0.8%	\$533,114 1.3%	\$321,663 0.8%	\$41,870,605 100.0%
Group: CCF Intermediate-Term Portfolio											
CCF Intermediate	339,495 9.1%	3,396,132 90.9%	0	0	0	0	0	0	0	0	\$3,735,628 100.0%
Total	\$339,495 9.1%	\$3,396,132 90.9%	\$0 0.0%	\$0 0.0%	\$0 0.0%	\$0 0.0%	\$0 0.0%	\$0 0.0%	\$0 0.0%	\$0 0.0%	\$3,735,628 100.0%
Group: CCF Short-Term Portfolio											
CCF Short Term	1,379,435 100.0%	0	0	0	0	0	0	0	0	0	\$1,379,435 100.0%
Total	\$1,379,435 100.0%	\$0 0.0%	\$0 0.0%	\$0 0.0%	\$0 0.0%	\$0 0.0%	\$0 0.0%	\$0 0.0%	\$0 0.0%	\$0 0.0%	\$1,379,435 100.0%
Group: CCF Title 3 Portfolio											
CCF Title 3 Endowment	28,159 5.0%	368,946 65.0%	101,895 18.0%	0	22,633 4.0%	31,217 5.5%	14,421 2.5%	0	0	0	\$567,272 100.0%
Total	\$28,159 5.0%	\$368,946 65.0%	\$101,895 18.0%	\$0 0.0%	\$22,633 4.0%	\$31,217 5.5%	\$14,421 2.5%	\$0 0.0%	\$0 0.0%	\$0 0.0%	\$567,272 100.0%

ACCOUNT SUMMARY

Cabrillo College Foundation

As of 12/31/2023

	Cash & Equivalents	Fixed Income	Large Cap U.S. Equities	Multi-Cap U.S. Equities	Small/Mid Cap U.S. Equities	Global/Developed International	Emerging Markets	Real Estate	Credit	Private Equities	Total
Group: CCF Title 5 Portfolio											
CCF Title 5 Endowment	54,283 4.5%	793,348 65.1%	225,114 18.5%	0	48,417 4.0%	67,191 5.5%	30,974 2.5%	0	0	0	\$1,219,327 100.0%
Total	\$54,283 4.5%	\$793,348 65.1%	\$225,114 18.5%	\$0 0.0%	\$48,417 4.0%	\$67,191 5.5%	\$30,974 2.5%	\$0 0.0%	\$0 0.0%	\$0 0.0%	\$1,219,327 100.0%
Group: CCF Gifting											
CCF Gifting	3,139,136 99.3%	0	21,948 0.7%	0	0	0	0	0	0	0	\$3,161,084 100.0%
Total	\$3,139,136 99.3%	\$0 0.0%	\$21,948 0.7%	\$0 0.0%	\$0 0.0%	\$0 0.0%	\$0 0.0%	\$0 0.0%	\$0 0.0%	\$0 0.0%	\$3,161,084 100.0%
Grand Total	\$8,446,308 16.3%	\$14,131,985 27.2%	\$11,215,314 21.6%	\$2,009,441 3.9%	\$4,551,442 8.8%	\$7,803,518 15.0%	\$2,575,740 5.0%	\$344,826 0.7%	\$533,114 1.0%	\$321,663 0.6%	\$51,933,351 100.0%

Performance Summary - Annualized

CCF Long-Term Sustainable Endowment

December 31, 2023

	Current Market Value	Current Asset Weighting	Month To Date	Quarter To Date	Year To Date	Fiscal Year To Date	Ann. (10-31-22) Incept. To Date
Cash & Equivalents	\$3,505,800	8.37%	0.6	1.7	5.3	2.8	4.8
Fixed Income	\$9,573,633	22.86%	3.5	6.3	5.4	3.6	6.0
Bloomberg Aggregate			3.8	6.8	5.5	3.4	7.6
Equities	\$27,591,643	65.90%	5.7	12.2	20.2	7.3	22.5
MSCI All Country World Net			4.8	11.0	22.2	7.3	22.3
U.S. Equities	\$17,099,516	40.84%	6.3	12.6	22.1	8.4	19.4
Russell 3000			5.3	12.1	26.0	8.4	20.9
Non-U.S. Equities	\$10,492,127	25.06%	4.6	11.5	16.9	5.3	24.7
MSCI ACWI ex-U.S. Net			5.0	9.8	15.6	5.6	23.8
TOTAL PUBLIC - GROSS			4.7	9.8	15.2	6.0	17.2
TOTAL PUBLIC - NET	\$40,670,986	97.13%	4.7	9.7	14.9	5.9	16.9
*Blended Benchmark			4.3	9.5	17.1	6.1	17.7
Private Equity	\$854,777	2.04%	0.1	0.1	1.2	0.6	-7.0
Real Estate	\$344,916	0.82%	0.0	-2.6	-2.6	-5.1	-2.0
TOTAL PORTFOLIO - GROSS			4.6	9.4	14.6	5.8	16.2
TOTAL PORTFOLIO - NET	\$41,870,679	100.00%	4.6	9.4	14.3	5.6	15.9

All asset class and sub-category performance returns are gross of account-level management fees, but net of mutual fund expenses and private equity and real estate administrative fees. Investment performance is updated multiple times each month as new information is received. Because of this, returns may vary from previously reported numbers.

All performance and market values shown exclude the value of unsupervised assets, but are inclusive of accrued interest.

*Blend: 5% Merrill Lynch 0-3 Month US Treasury Bill Index // 25% Bloomberg Aggregate // 70% MSCI ACWI

CHANGE IN MARKET VALUE

Group: CCF Long-Term Sustainable Endowment

As of 12/31/2023



	Month to Date	Quarter to Date	Year to Date	Inception to Date 10/24/2022
Beginning Portfolio Value	38,999,325	36,914,914	35,371,298	1,900,497
Net Contributions / Withdrawals	1,063,484	1,399,127	1,328,010	32,214,290
Market Value Gain / Loss	1,623,760	2,985,702	4,230,932	6,335,150
Income and Capital Gains	184,110	570,936	940,439	1,420,742
Ending Market Value	\$41,870,679	\$41,870,679	\$41,870,679	\$41,870,679

Performance Summary - Annualized



CCF Intermediate-Term Portfolio

December 31, 2023

	Current Market Value	Current Asset Weighting	Month To Date	Quarter To Date	Year To Date	Fiscal Year To Date	Ann. (11-30-22) Incept. To Date
Cash & Equivalents	\$339,495	9.09%	3.2	4.2	9.8	6.1	9.3
Fixed Income	\$3,396,132	90.91%	1.8	3.5	5.4	3.7	4.7
TOTAL - GROSS	\$3,735,628	100.00%	1.6	3.3	5.3	3.5	4.7
TOTAL - NET	\$3,735,628	100.00%	1.6	3.2	5.0	3.3	4.4
Bloomberg Gov't/Credit 1-5 Year			1.6	3.4	4.9	3.7	4.5

All asset class and sub-category performance returns are gross of account-level management fees, but net of mutual fund expenses and private equity and real estate administrative fees. Investment performance is updated multiple times each month as new information is received. Because of this, returns may vary from previously reported numbers. All performance and market values shown exclude the value of unsupervised assets, but are inclusive of accrued interest.

CHANGE IN MARKET VALUE

Group: CCF Intermediate-Term Portfolio

As of 12/31/2023



	Month to Date	Quarter to Date	Year to Date	Inception to Date 11/02/2022
Beginning Portfolio Value	3,676,633	3,620,809	2,079,884	821,483
Net Contributions / Withdrawals	0	-3,387	1,488,403	2,701,641
Market Value Gain / Loss	54,919	90,549	81,842	125,730
Income and Capital Gains	4,076	27,657	85,499	86,774
Ending Market Value	\$3,735,628	\$3,735,628	\$3,735,628	\$3,735,628

Performance Summary - Annualized



CCF Short-Term Portfolio

December 31, 2023

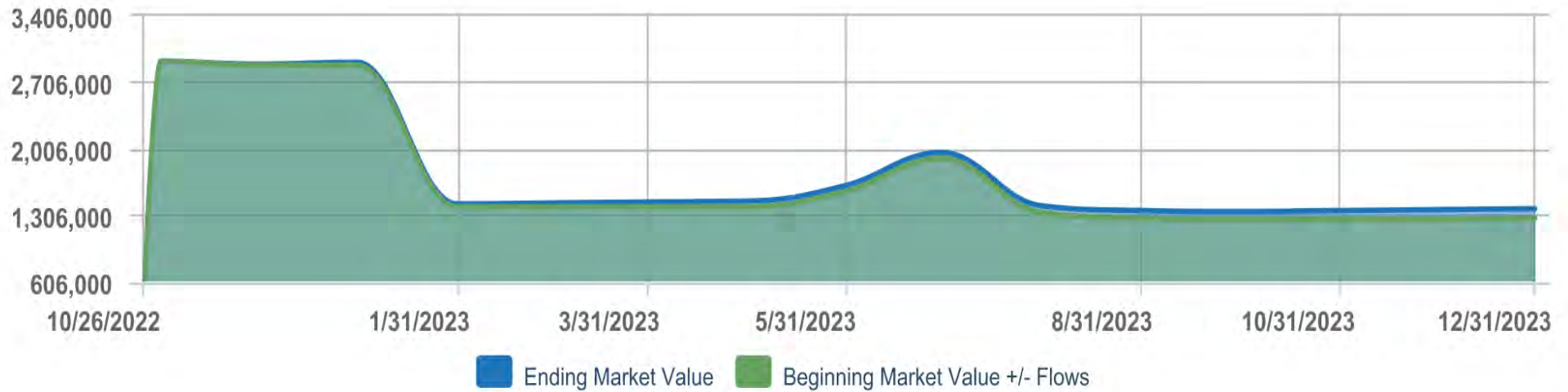
	Current Market Value	Current Asset Weighting	Month To Date	Quarter To Date	Year To Date	Fiscal Year To Date	Ann. (10-31-22) Incept. To Date
Cash & Equivalents	\$1,379,435	100.00%	0.5	1.3	5.1	2.7	4.7
TOTAL - GROSS	\$1,379,435	100.00%	0.5	1.3	5.2	2.7	5.3
TOTAL - NET	\$1,379,435	100.00%	0.5	1.2	4.9	2.5	5.0
Merrill Lynch 0-3 Month US Treasury Bill Index			0.5	1.4	5.1	2.7	5.0

All asset class and sub-category performance returns are gross of account-level management fees, but net of mutual fund expenses and private equity and real estate administrative fees. Investment performance is updated multiple times each month as new information is received. Because of this, returns may vary from previously reported numbers. All performance and market values shown exclude the value of unsupervised assets, but are inclusive of accrued interest.

CHANGE IN MARKET VALUE

Group: CCF Short-Term Portfolio

As of 12/31/2023



	Month to Date	Quarter to Date	Year to Date	Inception to Date 10/26/2022
Beginning Portfolio Value	1,366,252	1,350,877	2,915,849	626,174
Net Contributions / Withdrawals	6,948	10,651	-1,615,049	650,223
Market Value Gain / Loss	818	1,747	14,585	30,286
Income and Capital Gains	5,417	16,160	64,050	72,752
Ending Market Value	\$1,379,435	\$1,379,435	\$1,379,435	\$1,379,435

Performance Summary - Annualized

CCF Title 3 Portfolio

December 31, 2023

	Current Market Value	Current Asset Weighting	Month To Date	Quarter To Date	Year To Date	Fiscal Year To Date	Ann. (11-30-22) Incept. To Date
Cash & Equivalents	\$28,159	4.96%	0.6	1.4	5.1	2.7	4.7
Fixed Income	\$368,946	65.04%	3.2	5.5	3.7	2.9	3.4
Bloomberg Aggregate			3.8	6.8	5.5	3.4	4.6
Equities	\$170,167	30.00%	6.0	12.4	19.3	7.5	13.9
MSCI All Country World Net			4.8	11.0	22.2	7.3	15.9
U.S. Equities	\$124,529	21.95%	6.2	12.5	19.1	7.6	13.0
Russell 3000			5.3	12.1	26.0	8.4	17.0
Non-U.S. Equities	\$45,638	8.05%	5.3	12.2	19.6	7.3	16.0
MSCI ACWI ex-U.S. Net			5.0	9.8	15.6	5.6	13.5
TOTAL - GROSS	\$567,272	100.00%	3.9	7.3	8.2	4.4	6.5
TOTAL - NET	\$567,272	100.00%	3.9	7.3	8.0	4.4	6.4
*Blended Benchmark:			4.0	7.8	10.4	4.5	8.1

All asset class and sub-category performance returns are gross of account-level management fees, but net of mutual fund expenses and private equity and real estate administrative fees. Investment performance is updated multiple times each month as new information is received. Because of this, returns may vary from previously reported numbers.

All performance and market values shown exclude the value of unsupervised assets, but are inclusive of accrued interest.

*Blend: 5% Merrill Lynch 0-3 Month US Treasury Bill Index // 65% Bloomberg Aggregate // 30% MSCI ACWI

CHANGE IN MARKET VALUE

Group: CCF Title 3 Portfolio

As of 12/31/2023



	Month to Date	Quarter to Date	Year to Date	Inception to Date 10/26/2022
Beginning Portfolio Value	546,047	528,882	526,476	225,775
Net Contributions / Withdrawals	0	-243	-2,329	291,712
Market Value Gain / Loss	17,616	29,431	24,947	25,244
Income and Capital Gains	3,609	9,202	18,178	24,541
Ending Market Value	\$567,272	\$567,272	\$567,272	\$567,272

Performance Summary - Annualized

CCF Title 5 Portfolio

December 31, 2023

	Current Market Value	Current Asset Weighting	Month To Date	Quarter To Date	Year To Date	Fiscal Year To Date	Ann. (11-30-22) Incept. To Date
Cash & Equivalents	\$54,283	4.45%	0.6	1.4	5.2	2.8	4.9
Fixed Income	\$793,348	65.06%	3.3	5.5	3.7	2.9	3.4
Bloomberg Aggregate			3.8	6.8	5.5	3.4	4.6
Equities	\$371,696	30.48%	5.9	12.4	19.1	7.6	13.7
MSCI All Country World Net			4.8	11.0	22.2	7.3	15.9
U.S. Equities	\$273,531	22.43%	6.2	12.5	19.0	7.7	12.8
Russell 3000			5.3	12.1	26.0	8.4	17.0
Non-U.S. Equities	\$98,165	8.05%	5.3	12.2	19.1	7.3	15.6
MSCI ACWI ex-U.S. Net			5.0	9.8	15.6	5.6	13.5
TOTAL - GROSS	\$1,219,327	100.00%	3.9	7.3	8.3	4.5	6.6
TOTAL - NET	\$1,219,327	100.00%	3.9	7.3	8.1	4.4	6.4
*Blended Benchmark:			4.0	7.8	10.4	4.5	8.1

All asset class and sub-category performance returns are gross of account-level management fees, but net of mutual fund expenses and private equity and real estate administrative fees. Investment performance is updated multiple times each month as new information is received. Because of this, returns may vary from previously reported numbers.

All performance and market values shown exclude the value of unsupervised assets, but are inclusive of accrued interest.

*Blend: 5% Merrill Lynch 0-3 Month US Treasury Bill Index // 65% Bloomberg Aggregate // 30% MSCI ACWI

CHANGE IN MARKET VALUE

Group: CCF Title 5 Portfolio

As of 12/31/2023



	Month to Date	Quarter to Date	Year to Date	Inception to Date 10/25/2022
Beginning Portfolio Value	1,173,612	1,138,862	1,134,710	5,889
Net Contributions / Withdrawals	0	-2,951	-8,618	1,082,877
Market Value Gain / Loss	38,023	63,751	54,239	78,641
Income and Capital Gains	7,692	19,665	38,996	51,920
Ending Market Value	\$1,219,327	\$1,219,327	\$1,219,327	\$1,219,327

MEMORANDUM

DATE: January 25, 2024

TO: Executive Committee

FROM: Eileen Hill

SUBJECT: Accounting and Human Resources Manager Hiring Timeline

The following is the timeline for hiring the new Accounting and Human Resources Manager:

Activity	Deadline
Post job	1/3/2024
Receive and respond to resumes	1/3/24 to 1/31/24
Deadline for applications	1/31/2024
Cover letter & resume review	2/1/24 - 2/2/24
Phone/Zoom interview for first round selections	2/5/2024
Schedule/coordinate interviews	2/6/2024
First round interviews	2/14/24 - 2/15/24 - 2/16/24
Select finalists	2/16/2024
Background/Reference Checks on Finalists	2/19/2024
Final Interview for top candidate(s)	2/26/2024
Offer position-verbally	3/1/2024
Prepare new hire documents and orientation	3/4/2024
New employee starts	3/18/2024
Orientation/Training (with Nancy)	2 weeks

MEMORANDUM

DATE: January 25, 2024
TO: Executive Committee
FROM: Rachel Wedeen
SUBJECT: **President's Circle Campaign**

2023-24 President's Circle Campaign

Mike Allard and Karen Cogswell are co-chairs of the 2023-24 President's Circle Committee. As of January 23, 2024:

- \$468,142 has been raised—\$60K ahead of last year at this time.
- 200 members
 - 22 NEW members
 - 20 renewing donors increased their support this year

President's Circle Events

President's Level (\$1,000+)

Reception and Cabrillo Stage Summer Musical	July 21, 2024
President's Holiday Reception	December 2024

President's Plus Level (\$1,500+)

Tapas with Teachers: flash lectures by Cabrillo Faculty	April 10, 2024
---	----------------

Director Level (\$2,500+)

Culinary Student Showcase	May 1, 2024
---------------------------	-------------

Trustee Level (\$5000+)

Private, hands-on learning opportunity with Cabrillo Faculty	Spring 2024
--	-------------

Benefactor level (\$10,000+)

Homemade Pizza Party at the home of a Foundation supporter	Summer 2024
--	-------------

Luminary Level (\$15,000+)

A special, curated Cabrillo experience	TBD 2024
--	----------

MEMORANDUM

DATE: January 25, 2024
TO: Executive Committee
FROM: Michele Bassi
SUBJECT: Women's Educational Success (WES)

WES grants are a critical resource for faculty on campus, empowering them to send a lifeline to a struggling student. This year a total of **\$115,000** will be given out to students in need by the end of the 2023-24 academic year. **Since the program's inception in 1997, we have awarded over \$1 million to 2,300.**

2023 CAMPAIGN

Thanks to the WES Co-chairs, Freny Cooper and Angie McClellan, and our committee of Best Friends, we had our most stellar year of fundraising for WES to date: **\$285,092 was raised from 481 donors**, about \$30,000 more than what was raised in 2022!

We were fortunate that the Wedeen Hammer Locatelli Group at Morgan Stanley partnered with the Sharanam Foundation to give a matching grant that inspired donors to increase their support and give gifts of \$250 or more.

We will begin plans for the 2024 WES Campaign in February.

A house fire in 2023 left Cabrillo student, Flor and her family extensive damage to their home. The family didn't have insurance and needed help with basic necessities. WES provided support to Flor and her family so she could continue on her path at Cabrillo. She thanked the foundation and said:



I am 19 years old and want to become a Pediatric Nurse. I am the oldest daughter, setting an excellent example for my two younger sisters. My mom has been a single mother since I was little. I was born in Watsonville and have lived here my whole life. I wanted to come to Cabrillo to do my general education and because I was not ready to move from home.

The WES Grant was very helpful for me because it helped me and my family get things to clean our house and wash our clothes. Our house got filthy with the black smoke of the fire, and we got many cleaning supplies to clean our hallway and walls. The smoke got to our room and into our closet, so we had to wash all our clothes because it smelled awful. With this grant, my family and I had money to buy food and blankets. I am grateful that I got

to receive this scholarship because I needed it.

MEMORANDUM

DATE: January 25, 2024

TO: Executive Committee

FROM: Rachael Spencer

SUBJECT: Scholarship Program

Our annual year-end scholarship solicitation letters were mailed to nearly 700 donors before the holiday break in December. Committee members added personal notes to the letters for some of our scholarship donors, thanking them for their support. Student thank you letters were included with many of the scholarship solicitations. As of January 24, 2024, we have received over \$250,000 in scholarship support from our donors in response to this mailing.


Scholarship committee members serve as community ambassadors for our scholarship program. Committee members include: Rachael Spencer (Chair), Claire Biancalana, Jess Brown, Ceil Cirillo, Virginia Coe, Karen Cogswell, Kathryn Cowan, Linda Downing, Jan Furman, Adele Miller, Corinne Miller, Cory Ray, Dan Rothwell, Julie Thiebaut, Rachel Wedeen and Jill Wilson

Being a first-generation bilingual student with disabilities attending college, being educated by a single mother and loving to help others have been essential utensils I have used to prepare me for the nursing program. The hardships I have faced after suffering a traumatic brain injury in 2008 have helped me gain confidence and determination to be successful in school. My goal through the education I have received has been to demonstrate to other students who face hardships that no one can take away their dreams and desires as long as they have confidence and determination.

The High Achievers Scholarship will allow me focus on completing the Cabrillo College Nursing Program within two years and ultimately, provide me with the education and training to be successful in finding employment upon graduation. The scholarship will help me put more time, effort, and energy into my education, and will allow me to afford expensive resources such as textbooks and study tools. After gaining experience following employment as an RN, I would like to become a nurse practitioner and provide care to socioeconomic disadvantaged communities.

Thank you for awarding me the High Achievers Scholarship. Your generous contribution inspires me to follow your steps and pay it forward by helping others in need. I feel truly honored.

*-Laura Evelyn
2023 High Achiever Scholarship Recipient*



MEMORANDUM

DATE: January 25, 2024
TO: Executive Committee
FROM: Matt Wetstein
SUBJECT: Faculty and Staff Grants

Faculty and Staff Grants

Cabrillo College Foundation has three grant programs to support Cabrillo College faculty:

- 1. Faculty Grants for Student Success: \$103,067 awarded**
- 2. Crocker Endowment Grants: \$24,038 awarded**
 - Crocker Nursing Endowment Grants
 - Crocker Dental Hygiene Endowment Grants
 - Crocker VAPA Endowment Grants
 - Crocker Campus-Wide Endowment Grants
- 3. Engineering and Applied Science Endowment: \$8,976 (will be awarded in the coming months)**

Crocker Endowment selections were made in late October, and in November, a committee of Foundation Board Members, Cabrillo faculty, and community members reviewed proposals and selected recipients for Faculty Grants for Student Success. This year the Cabrillo Foundation awarded a total of **\$127,105 to date** to Cabrillo staff and faculty to enhance student learning and increase student success.

A list of 2023-24 funded projects is attached, which includes proposals funded by the ASCC Student Senate Endowment.

Please join us for the **Faculty and Staff Grant Awards Reception**, where you'll learn more about the projects that have received funding and celebrate the grant recipients!

Faculty and Staff Grant Awards Reception

Thursday, January 25th

4:00 – 6:00pm

Sesnon House

Current committee members include: Cherie Barkey, Owen Brown, Linda Burroughs, Linda Downing, Les Forester, Mary Gaukel, Inga Gonzalez Moses, Francisco Iniguez, Tobin Keller, Rick Li Fo Sjoie, Gun Ruder, Ana Ruiz, Spenser Russell, David Schwartz, Ron Sekkel, and Marcie Wald (co-chair)

MEMORANDUM

DATE: January 25, 2024
TO: Executive Committee
FROM: Eileen Hill
SUBJECT: **Cabrillo Advancement Program (CAP) Update**

BACKGROUND

The Cabrillo Advancement Program (CAP) is a scholarship and support program designed to increase the academic success of high risk, low income students and to support their preparation for attending college. CAP includes over 350 participants in 12 schools throughout Santa Cruz County. CAP scholars are selected through a competitive process open to students who qualify for free or reduced lunches.



CAP Summer Institute 2011

Beginning with the first year of middle school and continuing through high school, CAP students receive after-school tutoring and participate in counseling and extra-curricular activities that sustain their commitment to preparing for college. Students who complete CAP receive \$3,000 in scholarships upon high school graduation for their first and second year at Cabrillo.

CEREMONY

Seventy new sixth grader are currently being selected and we will be celebrating the students and their families at the **CAP Ceremony on Tuesday, March 12th from 6-8pm at the Crocker Theater.**

SCHOLARSHIPS

1. CAP Scholarships: \$1,500 per student

For CAP students who complete the CAP program, graduate from high school and attend Cabrillo no later than one academic year after graduation. Students must be enrolled in 12+ units at Cabrillo to receive the full scholarship award.

2. Barbara Samper CAP Four-year Scholarships: \$1,500 for select students

For CAP students who graduate from high school and go directly to a four-year college. Proof of enrollment is required.

3. Barbara Samer CAP Second Year Scholarships: \$1,500 per student

For CAP students who have completed 24 units at Cabrillo in the prior 12 months. Students must be enrolled in 12+ units at Cabrillo to receive the full scholarship award.

4. CAP Transfer Scholarships: \$1,000 - \$2,500 for select students

For Cabrillo students transferring to four-year colleges.

MEMORANDUM

DATE: January 25, 2024
TO: Executive Committee
FROM: Nancy Machado
SUBJECT: 2024-25 Budget Timeline

The following is the schedule for the 2024-25 Cabrillo College Foundation budget process:

Week of January 1, 2024	Nancy Machado begins requesting and collecting information for the 2024-25 budget
Week of January 22, 2024	Eileen Hill and Nancy Machado to review information and determine if further information is needed
January 30, 2024	Eileen Hill and Nancy Machado meet to compare prior year trends to 2024-25 plan
February 21, 2024	Nancy Machado provides Eileen Hill with draft of 2024-25 Budget. Eileen Hill reviews, recommends changes and approves final 2024-25
March 28, 2024	Send recommended Budget to Finance and Investment Committee
April 4, 2024	Finance and Investment Committee reviews 2024-25 Budget and makes recommendation to Executive Committee
April 18, 2024	Send recommended Budget to Executive Committee
April 25, 2024	Executive Committee reviews 2024-25 Budget and makes recommendations to Board of Directors
May 7, 2024	Send recommended Budget to Board of Directors
May 14, 2024	Board of Directors approves 2024-25 Budget

2023-24 Cabrillo College Foundation Committee Meetings and Events

July 1, 2023 - June 30, 2024

Updated 1/10/2024

<p><u>BOARD OF DIRECTORS</u> <i>Tuesdays, 12:00-2:00 pm</i></p> <p>Meetings: September 12, 2023 (4:00 pm - 6:00 pm) November 14, 2023 February 13, 2024 May 14, 2024</p> <p><u>AUDIT</u> <i>10:00-11:00 am</i> October 18, 2023 May 2024 TBD</p> <p><u>EXECUTIVE</u> <i>9:00-10:00 am</i> August 24, 2023 (9:00 – 10:30 am) October 26, 2023 February 1, 2024 (10:00 - 11:00 am) April 25, 2024 (9:00 – 10:30 am)</p> <p><u>FINANCE AND INVESTMENT</u> <i>9:00-10:30 am</i> August 17, 2023 October 23, 2023 January 25, 2024 April 4, 2024</p>	<p><u>FACULTY GRANTS</u> November 20, 2023 3:00 - 5:00 pm</p> <p><u>NOMINATING</u> Feb/March 2024 TBD</p> <p><u>PRESIDENT'S CIRCLE</u> September 26, 2023 4:00 – 6:00 pm (kick-off party)</p> <p>October, 2023 TBD (packet pick up)</p> <p>Spring, 2024 TBD 5:00 pm – 7:00 pm (wrap-up party)</p> <p><u>WOMEN'S EDUCATIONAL SUCCESS (WES)</u> September 22, 2023 12:00 pm – 1:00 pm (Luncheon) Samper Recital Hall</p> <p><u>RETIREES</u> August 23, 2023 9:30 - 10:30 am</p> <p><u>SCHOLARSHIP</u> August 22, 2023 3:00 - 4:00 pm</p> <p><u>CABRILLO ADVANCEMENT PROGRAM</u> February 2024 TBD May 2023 TBD</p> <p><u>VETERANS</u> September 6, 2023 1:00 pm – 2:00 pm</p> <p>October 23, 2023 1:00 pm – 2:00 pm</p> <p>November 29, 2023 12:00 pm – 1:30 pm</p>	<p><u>EXCLUSIVE EVENTS FOR PRESIDENT'S CIRCLE MEMBERS</u></p> <p>Homemade Pizza Party at the home of Claire Biancalana and Bill Kelsay <i>\$10,000+ Members</i> July 11, 2023 5:00 - 7:00 pm</p> <p>Cabrillo Stage Play and PC Reception <i>\$1,000+ Members</i> July 16, 2023 12:30 pm Sesnon House</p> <p>Tapas with Teachers <i>\$1,500+ Members</i> April 10, 2024 5:30 - 7:30 pm</p> <p>Culinary Student Showcase <i>\$2,500+ Members</i> May 1, 2024 6:00 - 9:00 pm</p> <p>Educational Activity with Faculty <i>\$5,000 + Members</i> Spring 2024 TBD</p>	<p><u>EVENT DATES</u></p> <p>Retiree Happy Hour October 10, 2023 4:00 pm – 6:00 pm</p> <p>Scholarship Donor Reception October 24, 2023 4:00pm - 6:00pm</p> <p>President's Circle Prospect Event November 8, 2023 5:30 pm</p> <p>President's Holiday Party December 1, 2023 5:00 PM</p> <p>Faculty and Staff Grants Awards January 25, 2024 4:00 pm – 6:00 pm</p> <p>Cabrillo Advancement Program (CAP) Ceremony March 12, 2024 6:00 pm</p> <p>Heritage Club Lunch March 13, 2024 12:00 pm – 1:00 pm</p> <p>American Dream Scholarship Ceremony May 2024 TBD 4:00 - 5:00 pm</p>
--	---	---	---

2023-24 Cabrillo College Foundation Committee Roster – Updated 10/23/2023

BOARD OF DIRECTORS

Rob Allen
Pegi Ard, CFO
Michele Bassi, Secretary
Karen Cogswell
Kathryn Cowan
Sesario Escoto
Jan Furman
Travaris Harris, VP
Instruction
Diane Marvin Koenig
Vance Landis-Carey
Amy Lehman-Sexton, VP
Student Svcs
Rick Li Fo Sjoie
Rene Mendez
Ed Newman, Vice President
Bradley Olin, VP Admin.
Services
Erica Ow
Patty Quillin, Past President
Cory Ray
Dan Rothwell, College
Trustee
Spenser Russell
Ron Sekkel
Karen Semingson
Rachael Spencer, College
Trustee
Trevor Strudley
Kate Terrell
Julie Thiebaut
Rachel Wedeen, President
Matt Wetstein, CC President
Kristin Wilson, Faculty
Representative
Donna Ziel, College Trustee

AUDIT

Chair: Karen Semingson
David Heald
Spenser Russell
Barbara Scherer
Staff: Eileen Hill
Nancy Machado

EXECUTIVE

Pegi Ard, CFO
Michele Bassi, Secretary
Ed Newman, Vice President
Patty Quillin, Past President
Rachael Spencer
Rachel Wedeen, President
Matt Wetstein, CC
President
Staff: Eileen Hill
Nancy Machado

FINANCE & INVESTMENTS

CFO: Pegi Ard
Owen Brown
Karen Cogswell
Marshall Delk
David Heald
Gun Ruder
Trevor Strudley
Staff: Eileen Hill
Nancy Machado

CABRILLO ADVANCEMENT PROGRAM (CAP)

Chair: Carrie Birkhofer
Eva Acosta
Rob Allen
Enrique Buelna
Sesario Escoto
Leola Lapides
Rachel Mayo
June Padilla Ponce
Maria Esther Rodriguez
College Advisors:
Liz Dominguez
Michelle Donohue
Staff: Eileen Hill, Caitlin Bonura

FACULTY GRANTS

Cherie Barkey
Owen Brown
Linda Burroughs
Linda Downing
Les Forster
Mary Gaukel
Francisco Iñiguez
Tobin Keller
Rick Li Fo Sjoie
Inga Gonzalez Moses
Gun Ruder
Ana Ruiz
Spenser Russell
David Schwartz
Ron Sekkel
Natalie Vanoli
Marcie Wald
Staff: Eileen Hill, Caitlin Bonura

NOMINATING

Michele Bassi
Claire Biancalana
Patty Quillin
Gun Ruder
Rachael Spencer
Rachel Wedeen
Lead Staff: Eileen Hill

PRESIDENT'S CIRCLE

Co-chairs:
Mike Allard
Karen Cogswell
Kalena Allard
Pegi Ard

Jim Baker
Michele Bassi
Claire Biancalana
Owen Brown
Linda Burroughs
Ceil Cirillo
Kathryn Cowan
Lee Duffus
Kristin Fabos
Duf Fischer
Paula Fischer
Peggy Flynn
Jan Furman
Jackie Heald
Kent Imai
Diane Koenig
Julie Lambert
Vance Landis-Carey
Marilyn Manning Loneragan
Richard Loneragan
Bill McGowan
Mary McGowan
Fred McPherson
Kelly Nesheim
Ed Newman
Erica Ow
William Ow
Cam Primavera
Karen Primavera
Ron Sekkel
Margie Sisk
Ginny Solari Mazry
Rachael Spencer
Julie Thiebaut
Rachel Wedeen
Matt Wetstein
Theo Wierdsma
Paula Woods
Staff: Caitlin Bonura

SCHOLARSHIP

Chair: Rachael Spencer
Claire Biancalana
Jess Brown
Ceil Cirillo
Virginia Coe
Karen Cogswell
Kathryn Cowan
Linda Downing
Jan Furman
Adele Miller
Corinne Miller
Cory Ray
Dan Rothwell
Julie Thiebaut
Rachel Wedeen
Jill Wilson
Staff: Caitlin Bonura

RETIREE COMMITTEE

Dale Attias
Claire Biancalana
Doug Deaver
Jane Gregorius
Alan Holbert
Andre Neu
Francine Van Meter
Lynda Watson

VETERANS COMMITTEE

Co-chairs:
Mark Hinojosa
Linda Mejia
Stoney Brook
Flor Chacon
Ricardo Espinoza
Kristin Fabos
Les Forster
Mary Govaars
John Gaulty
Robin McFarland
Sal Mejia
Cory Ray
Melissa Rose
Rachael Spencer
Derek Staley
Terrence Willett
Chuck Woodson
Donna Ziel

WOMEN'S EDUCATIONAL SUCCESS (WES)

Co-chairs:
Freny Cooper
Angie McClellan
Eva Acosta
Peggy Downes Baskin, cofounder
Shannon Brady
Deborah Bronstein
Angela Chesnut
Lynette Cleland
Kathryn Cowan
Cynthia Druley
Edna Elkins
Cynthia FitzGerald
Corrine Flanagan
Peggy Flynn
Robin Gaither
Pam Goodman
Amy Ivey
Jessica Locatelli
Chris Maffia
Rose Odland
Martina O'Sullivan
Gail Pellerin
Natasha Perry
Karen Semingson
Ginny Solari Mazry
Rachael Spencer, cofounder
Bunny Tavares
Kate Terrell
Kristin Wilson

			<p><i>WES Advisors:</i> Leti Amezcua Rosemary Brogan Sue Bruckner Lauren Cole Olga Diaz Eden Ganley Mario Garcia Ofelia Garcia Holly Goodman Groppi Judith Guerrero Gabby Huevo Katherine Love Michelle Morton Christina Ortega Beth Regardz Ana Rodriguez Lupe Rodriguez Jo-Ann Panzardi Barbara Schultz-Perez Magdalena Serrano Nancy Spangler Tasha Sturm Windy Valdez Marilyn Zanetti <i>Staff:</i> Caitlin Bonura</p>
--	--	--	--